



Product card - **Wall
sandwich panel with
visible fastening**

SPW-SM CORE^{WOOL}

STEEL SERVICE CENTRE



Product card

Wall sandwich panel with visible fastening

SPW-SM CORE^{WOOL}




Scan the code
and learn more
about the product!

Sandwich panels are high-performance products that meet the requirements of the modern construction market.

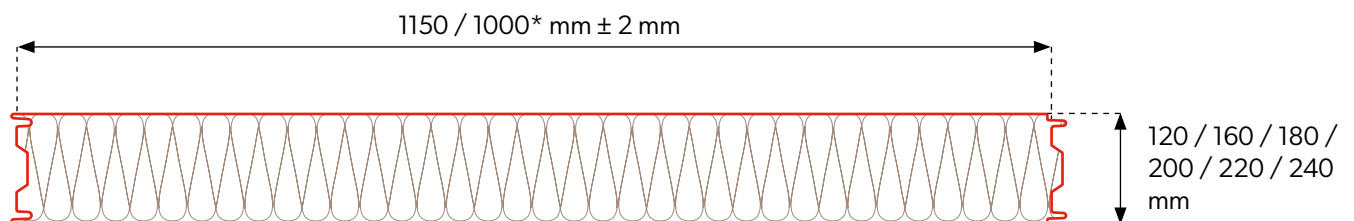
Suitable for the construction of exterior and interior wall claddings and ceilings of industrial or public utility facilities.

For the investor, it is a high quality product at a good price. For architects, it offers many possibilities in relation to the design intent. For construction managers, quick and easy installation. For construction supervision, friendly and transparent possibilities to verify the course of the entire process of construction execution from delivery until build acceptance.

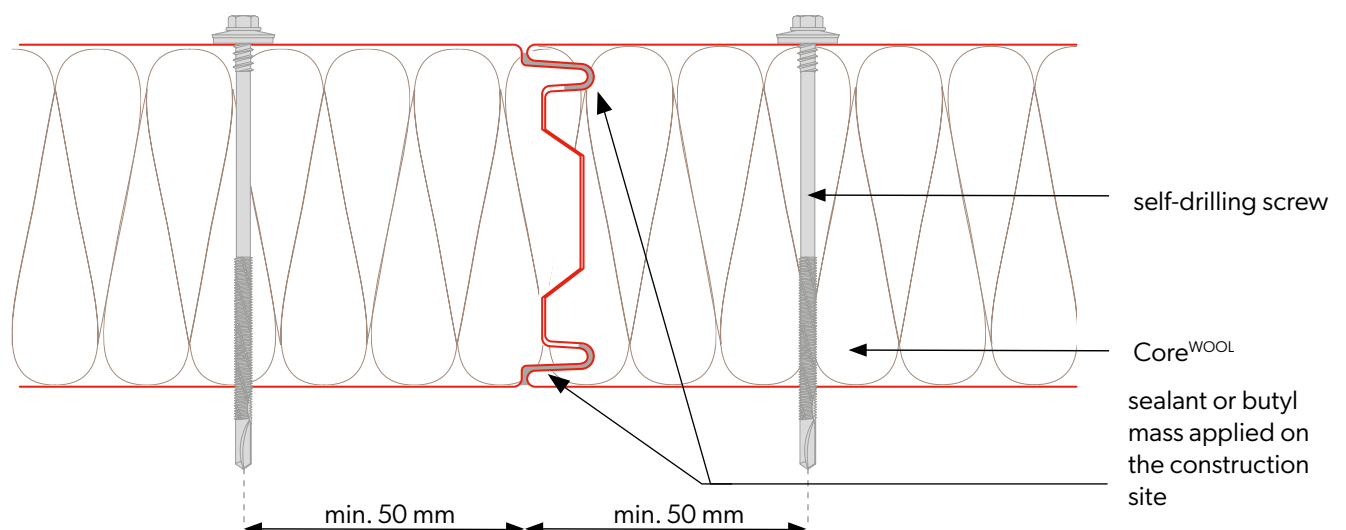
Technical information



Panel cross-section



Joining the panels



Technical specifications

Core	welna					
Density [kg/m ³]	100 ± 10					
WOOL panel thickness [mm]	120	160	180	200	220	240
Weight [kg/m ²]	20,6	24,6	26,6	28,6	30,6	32,6
Effective width [mm]	1150, 1000*					
Total width [mm]	1171, 1021*					
Min. panel length [m]	2,0					
Max. panel length [m]	15,0					
Outer/inner sheet thickness [mm]	0,5-0,7 / 0,5-0,7					
U-value [W/m ² K]	0,36	0,27	0,24	0,22	0,20	0,18
Fire resistance	60	90	90	90	90	90
Fire spread degree	NRO					
Type of external / internal profiling	[M], [T1], [R], [F] / [T1], [M], [F]					
External / internal corrosion resistance	C1, C2, C3 (C4 ÷ C5) / A1 (A2 ÷ A5)					
Standard coatings	Poliester Interior [INT], Poliester Standard [RAL], HERCULIT [HC], MULTILAYER 40 [MLT]					
Special coatings	PVDF, PUR, PVC (P), PVC (F) - FoodSafe					
Accessories	fixing system, seals, flashings, rooflight					

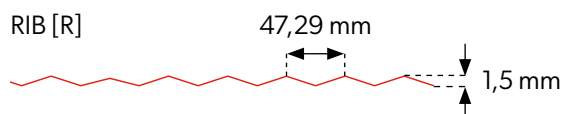

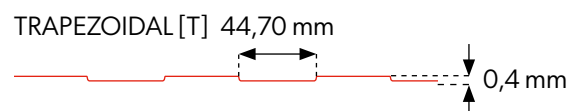

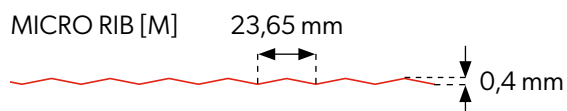



NOTE! The arrows marked with the symbol **^INT^** on the panel lock point to the **inner side** of the sandwich panel with the **[INT] INTERIOR** coating.



* Module availability is agreed individually with the sales department.

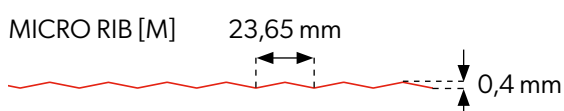

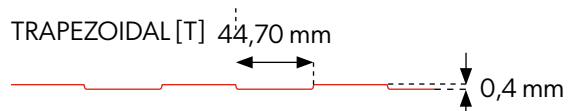

External profiling



FLAT [F]



Internal profiling



FLAT [F]




ATTENTION! Due to the structure of sandwich panels with FLAT [F] profiles, the so-called effect may occur. „waves“ of the sheet metal. This is a natural phenomenon for this type of products. We recommend contacting the technical department to choose the optimal solution.





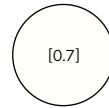
Internal and external profiling are available in any configuration.

Coatings and colors

POLIELSTER Interior [INT] - Available colors for interior cladding

INT
9002INT
9010

POLIELSTER Standard [RAL] - Available colors for exterior cladding

RAL
1002RAL
1015RAL
3000RAL
3005RAL
3009RAL
3011RAL
5010RAL
6005RAL
6011RAL
6020RAL
6029RAL
7016RAL
7024RAL
7035RAL
8004RAL
8017RAL
8019RAL
9002RAL
9005RAL
9006RAL
9007RAL
9010

HERCULIT [HC]



HC 3009



HC 7016



HC 8004



HC 8017



HC 9005

MULTILAYER 40 [MLT] - Available colors for exterior cladding

SL252
WinchesterSL59
Dark OakSL65
Golden
Oak

Printing technology does not allow faithful rendering of colors. Therefore the colors shown are indicative and may differ from actual colors.



In addition, on individual order, non-standard colors and coatings are available, outside the palette shown (PVDF, PUR, PVC (P), PVC (F) - FoodSafe).

Coating parameters

Code	Coating thickness	Corrosion resistance	UV resistance
POLYESTER Interior [INT]	15 µm	RA2	Not applicable
POLYESTER Standard [RAL]	25 µm	RC3	RUV2
HERCULIT [HC]	35 µm	RC4	RUV4
MULTILAYER 40 [MLT]	40 µm	RC3	RUV3

Notes



Modular roofing tiles
MODULAR SERIES



Compact roofing tiles
COMPACT SERIES



Steel roofing tiles
CLASSIC SERIES



Retro roof tiles
RETRO SERIES



Roof panels
PANEL SERIES



INTEGRATED
PV PANELS



Steel roof gutter system
INGURI



**TRAPEZOIDAL
SHEETS**



**STRUCTURAL
PROFILES**



**FLAT METAL
SHEETS**



FLASHINGS



ACCESORIES



Roof Sandwich
PANELS



Wall Sandwich
PANELS



Facade cladding
SKRIN, LINEA



Uncoiling and slitting
SERVICES



Flat sheets and cutting
SERVICES



**PERFORATION
of sheets**