



Product card - **Wall
sandwich panel with
visible fastening**

SPW-S CORE^{PIR}

STEEL SERVICE CENTRE



Product card

Wall sandwich panel with visible fastening

SPW-S CORE^{PIR}




Scan the code
and learn more
about the product!

Sandwich panels are high-performance products that meet the requirements of the modern construction market.

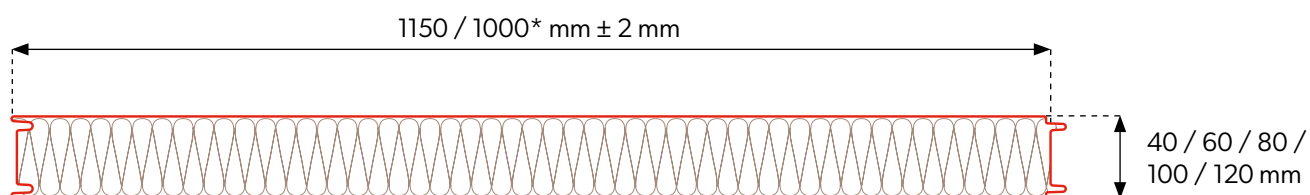
Suitable for the construction of exterior and interior wall claddings and ceilings of industrial or public utility facilities.

For the investor, it is a high quality product at a good price. For architects, it offers many possibilities in relation to the design intent. For construction managers, quick and easy installation. For construction supervision, friendly and transparent possibilities to verify the course of the entire process of construction execution from delivery until build acceptance.

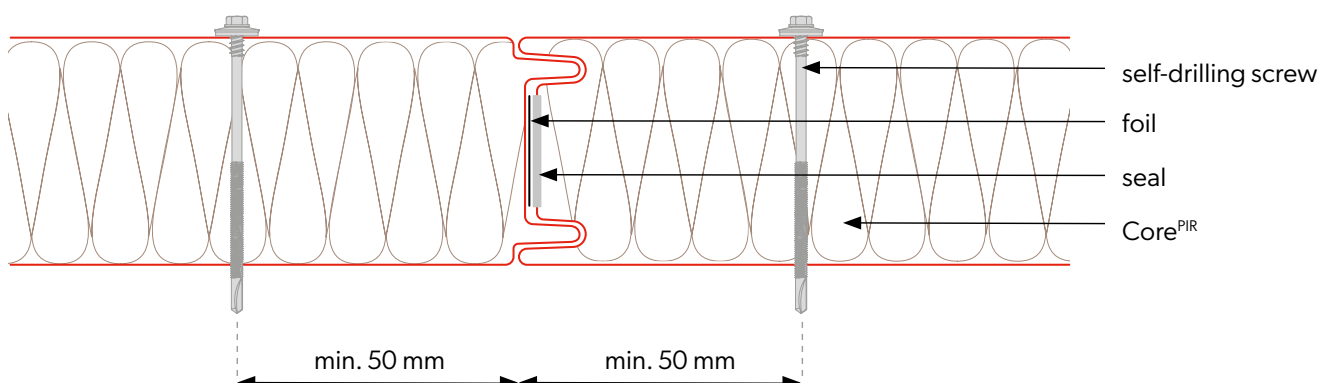
Technical information



Panel cross-section



Joining the panels



Technical information

Core	PIR				
Density [kg/m³]	40 ± 3				
PIR panel thickness [mm]	40	60	80	100	120
Weight [kg/m²]	8,7	9,5	10,3	11,1	11,9
Effective width [mm]	1150, 1000*				
Total width [mm]	1171, 1021*				
Min. panel length [m]	2,5	2,0			
Max. panel length [m]	15,0				
Outer/inner sheet thickness [mm]	0,3-0,7 / 0,3-0,7				
U-value [W/m²K]	0,55	0,37	0,28	0,22	0,18
Fire spread degree	NRO				
Type of external / internal profiling	[M], [T1], [R], [F] / [T1], [M], [F]				
External / internal corrosion resistance	C1, C2, C3 (C4 ÷ C5) / A1 (A2 ÷ A5)				
Standard coatings	Poliester Interior [INT], Poliester Standard [RAL], HERCULIT [HC], MULTILAYER 40 [MLT]				
Special coatings	PVDF, PUR, PVC (P), PVC (F) - FoodSafe				
Accessories	fixing system, seals, flashings, rooflight				

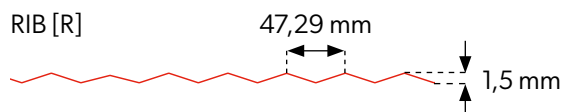

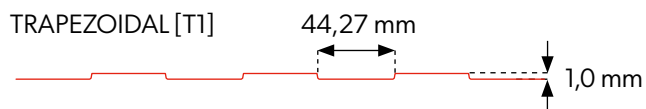

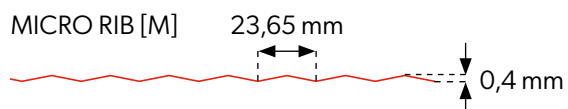



NOTE! The arrows marked with the symbol **^INT^** on the panel lock point to the **inner side** of the sandwich panel with the **[INT] INTERIOR** coating.



* Module availability is agreed individually with the sales department.

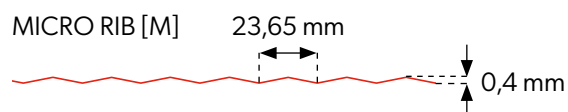

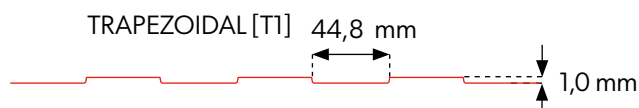

External profiling



FLAT [F]



Internal profiling



FLAT [F]



ATTENTION! Due to the structure of sandwich panels with FLAT [F] profiles, the so-called effect may occur. „waves“ of the sheet metal. This is a natural phenomenon for this type of products. We recommend contacting the technical department to choose the optimal solution.




Internal and external profiling are available in any configuration.

Coatings and colors

POLIELSTER Interior [INT] - Available colors for interior cladding



INT
9002



INT
9010

POLIELSTER Standard [RAL] - Available colors for exterior cladding



RAL
1002



RAL
1015



RAL
3000



RAL
3005



RAL
3009



RAL
3011



RAL
5010



RAL
6005




RAL
6011




RAL
6020



RAL
6029



RAL
7016



RAL
7024



RAL
7035



RAL
8004



RAL
8017



RAL
8019



RAL
9002



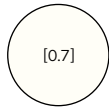
RAL
9005



RAL
9006



RAL
9007



RAL
9010

HERCULIT [HC]



HC 3009



HC 7016



HC 8004



HC 8017



HC 9005


MULTILAYER 40 [MLT] - Available colors for exterior cladding



SL252
Winchester



SL59
Dark Oak



SL65
Golden
Oak



Printing technology does not allow faithful rendering of colors. Therefore the colors shown are indicative and may differ from actual colors.



In addition, on individual order, non-standard colors and coatings are available, outside the palette shown (PVDF, PUR, PVC (P), PVC (F) - FoodSafe).

Coating parameters

Code	Coating thickness	Corrosion resistance	UV resistance
POLIELSTER Interior [INT]	15 µm	RA2	Not applicable
POLIELSTER Standard [RAL]	25 µm	RC3	RUV2
HERCULIT [HC]	35 µm	RC4	RUV4
MULTILAYER 40 [MLT]	40 µm	RC3	RUV3

Notes



Modular roofing tiles
MODULAR SERIES



Compact roofing tiles
COMPACT SERIES



Steel roofing tiles
CLASSIC SERIES



Retro roof tiles
RETRO SERIES



Roof panels
PANEL SERIES



INTEGRATED
PV PANELS



Steel roof gutter system
INGURI



TRAPEZOIDAL
SHEETS



STRUCTURAL
PROFILES



FLAT METAL
SHEETS



FLASHINGS



ACCESORIES



Roof Sandwich
PANELS



Wall Sandwich
PANELS



Facade cladding
SKRIN, LINEA



Uncoiling and slitting
SERVICES



Flat sheets and cutting
SERVICES



PERFORATION
of sheets