



# PRODUCT CATALOGUE

STEEL SERVICE CENTRE



# MODULAR SERIES


IZI<sup>ROOF</sup>



IZI<sup>LOOK</sup>



ZET<sup>ROOF</sup>




ZET<sup>LOOK</sup>



# PANEL SERIES

FIT



ZIPP



LAMBDA 2.0



# COMPACT SERIES

IZI 2.0



FINN 2.0



ALFA 2.0



HETA 2.0



GAMMA 2.0



STIGMA 2.0



BAVARIA<sup>ROOF</sup> 2.0



# CLASSIC SERIES

FINN



ALFA



GAMMA




STIGMA



# RETRO SERIES


FINN<sup>RETRO</sup>



ALFA<sup>RETRO</sup>




GAMMA<sup>RETRO</sup>



STIGMA<sup>RETRO</sup>



OMEGA<sup>RETRO</sup>



# SOLROOF

FIT<sup>VOLT</sup>



INGURI



VSS - STEEL SERVICE CENTRE  
Scan the code and learn more.



About us	SOLROOF	MODULAR SERIES	PANEL SERIES	COMPACT SERIES	CLASSIC SERIES	RETRO SERIES	Steel gutter system INGURI
8. Welcome to BP2 world 9. Why us? 10. History 11. Production plants 14. eProfil 14. Laboratory 15. Academy of Masters 17. Master Roofer Waldemar Piela	20. What is SOLROOF? 22. Technical information	28. IZI ROOF 30. IZI LOOK 32. ZET ROOF 34. ZET LOOK 36. Colours 37. Feedstock	42. FIT 44. ZIPP 46. LAMBDA 2.0	58. IZI 2.0 60. FINN 2.0 61. ALFA 2.0 62. HETA 2.0 63. GAMMA 2.0 64. STIGMA 2.0 65. BAVARIA Roof 2.0	70. FINN 71. ALFA 72. GAMMA 73. STIGMA	78. FINN RETRO 79. ALFA RETRO 80. GAMMA RETRO 81. STIGMA RETRO 82. OMEGA RETRO	86. Advantages of the INGURI gutter system 88. Colour 90. Material 92. Components of the inguri system 93. Technical information 104. INGURI gutter system trim 109. Trim colours



Flashings & accesories	Trapezoidal sheets	Sandwich panels	Cladding cassettes & panels	Steel Service Centre	Technical information	Contact us
112. New flashings 114. Flashings 118. Accesories	124. T7, T14 125. T18, T18 ECO 126. T35, T35 ECO 127. T50, T55 128. T60, T80 129. T130, T135-930 130. T135-950, T153 131. T160, T200	134. Sandwich panels CORE PIR 144. Sandwich panels CORE PUR 154. Sandwich panels CORE WOOL	164. SKRIN cladding cassettes 165. Technical specifications 174. LINEA cladding panels 175. Colours and perforation	178. Steel service centre 179. Range of offerings 180. Cutting and recoiling services 181. Protection and packaging 182. Perforation of sheets	186. ALUZINC and ZINC coatings 187. Coated sheets 188. Coating descriptions 190. Coating properties 191. Coating availability 192. Anti-condensation coating 194. Colours	198. Helpful links 200. Contact us







# 1.

## About us

8. Welcome to BP2 world

9. Why us?

10. History

11. Production plants

14. eProfil

14. Laboratory

15. Academy of Masters

17. Master Roofer Waldemar Piela



# Welcome to BP2 world

BP2 has been a valued manufacturer of complete solutions for residential and industrial construction since 1995. We also offer our services as part of the Steel Service Centre.


We are the creators of the SOLROOF brand and products – integrated photovoltaic roof. BP2 has three production plants in Poland (Cracow, Dąbrowa Górnicza) and Slovakia (Košice).



# Why us?

We believe in what we do and we are true to our values.

We are discerned with a solid bond with customers, which is based on respect and trust. In our company, every element of a great machine must fit together perfectly. Our company is built on four pillars that are strong as steel, guarantee stability and enable continuous development. These basic assumptions guarantee high efficiency and quality, with the resultant sense of solidarity and confidence in cooperation. Therefore, you can focus on achieving your goal.

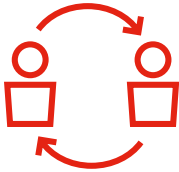


### PEOPLE

The whole company and the positive relations are created by people. Everybody in the BP2 team has the respective opportunities for comfort work and the best tools for its performance.

For this purpose, we constantly improve our management processes. Our decision-making and information flow is transparent.

Similarly to a pack of wolves, we work as a team to achieve the success.




### RELATIONSHIPS

At BP2, we have been building professional relationships with our customers, suppliers and affiliates for many years.


We are focused on transparent communication and dialogue. We care about our customers by offering them modern cooperation tools and marketing software support.

Our company flexibly adapts to the customer needs, because nature of the market is ever-changing.



### TECHNOLOGY

We focus on innovative solutions and modern technologies ensuring constant optimization of the production, expansion of our offer, quality improvement of our products and services, while simultaneously maintaining the sustainable development and safety of employees.



### QUALITY

Quality is our priority. In all BP2 production plants the complete control system has been implemented for all the processes and products, with the purpose of the highest quality in action. DVS ZERT GmbH certification unit, located in Dusseldorf, provides constant supervision over our quality-oriented internal promotion activities. Our constant care for the quality of products is proved by the Certificate issued and renewed each year. This Certificate confirms the perfect operation of the Production Control System in the plant.



### Housing

BP2 manufactures modular and compact sheet metal roofing tiles and corresponding products in the form of cut-to-size sheets. We can also boast three innovative models of roof panels, as well as a wide range of trapezoidal and corrugated sheets. Our range is complemented by gutter systems and dedicated flashings and roof accessories.



### Industrial building

Our offer includes a wide range of products intended for the implementation of investment tasks, i.e. production halls, outbuildings or commercial and sports facilities. We offer comprehensive solutions for industrial construction, such as structural trapezoidal sheets, wall cladding and façade coffers. Our offer also includes sandwich panels with PIR, PUR and WOOL filling. Products dedicated to industrial construction are also available in perforated versions at the customer's request. The available solutions are of the highest quality that enable them to be used in even the most demanding industrial applications.



### Steel Service Centre

It was created for customers looking for materials with specific properties and degrees of processing. We ensure constant availability and a wide selection of steel grades, thicknesses and coatings recommended by BP2. We realize individual orders with any parameters. Sheet metal processing includes rewinding, longitudinal and transverse cutting as well as protection with protective foils. We make it possible to cut metal sheets into sheets or formats with dimensions indicated by the customer. We offer perforation of sheets with metallic and organic coatings. We also accept orders using entrusted material, ensuring optimal use thanks to high-quality production processes.

# History

**FIRST LINE** 1999

We launch the first roofing production line and start creating our own products.

**IMPRO** 2009

New directions of development led to the creation of the IMPRO brand, which belongs entirely to the BP2 capital group. The headquarters of the Romanian company looks almost identical to its prototype, i.e. BP2 in Cracow.

**AUTOMATION** 2011

We believe in the power of technology, which not only ensures increased production, but also allows you to increase the comfort and safety of work. In 2011, we automated manufacturing processes in the logistics and production centre in Cracow.

**CLUJ NAPOCA** 2016

We open a modern production hall in the Transylvanian Highlands in north-western Romania. Thus, we create new jobs for the inhabitants of Cluj Napoca.

**1995 LET'S GET STARTED!**

Initially focused on the Polish market. The headquarters of our company is in Cracow and it is here that the heart of production is located for the first few years.

**2007 LOGISTIC CENTRE**

We are opening a modern logistics and production centre located in Cracow, thanks to which we diversify our product offer and introduce new, competitive solutions to the market.

**2009 INTO EUROPE**

We create our own distribution network in Europe. Our permanent sales representatives operate in the Czech Republic, Slovakia, Lithuania, Hungary and Romania. In this way, we not only become important players on the European arena, but also have the opportunity to indicate new trends in roofing.

**2015 NEW PRODUCTION PLANT**

We launch an innovative, automated production hall and expand the offer of structural sheets. From now on, our production plants are located not only in Małopolska, but also in the Silesian Voivodeship in Dąbrowa Górnicza.

**2017 ADAM MAŁYSZ AND THE ACADEMY OF MASTERS**

Adam Małysz officially becomes the Ambassador of the BP2 brand! The best ski jumper among roofers, the best roofer among ski jumpers. In the same year, we also launched an original training program as part of mobile and stationary meetings of the ACADEMY OF MASTERS. Our trainings raise the standards of roofing knowledge and allow specialists to become even more competitive on the market.

**WOLF** 2018

Choosing the image of a wolf for the BP2 signet ring. Wolves are herd animals whose lifestyle symbolizes the idea of teamwork that is close to our hearts

**IZI** 2019

We introduce to our offer the original IZI flat modular tile, which is the latest trend in aesthetic and modern construction.

**MODERN TRAINING CENTRE** 2021

In order to provide the participants of the Academy of Masters with the best possible development opportunities, we have created a training room in our production plant in Dąbrowa Górnicza. This is a special place that we have filled with the equipment necessary to expand roofing skills, raising the knowledge and practice of specialists to a different level.

**SOLROOF – INTEGRATED PHOTOVOLTAIC ROOF** 2023

In 2023, we launched our new brand and products SOLROOF, an integrated photovoltaic roof, which was developed in response to the growing demand for clean energy.

**CONSOLIDATION** 2024

In 2024, we decided to unify our brands and take decisive steps to respond to the market situation in the entire Central and Eastern Europe. As a result, we decided to phase out the operations of both production plants in Romania, operating under the IMPRO brand, and transfer the resources invested there to sectors with the greatest potential.

**2018 INVESTMENTS**

The former MARCEGAGLIA production plant in Romania was incorporated into the BP2 capital group. From now on, we start the production of sandwich panels in Romania.

**2020 COMPACT SERIES**

We introduce COMPACT SERIES sheet metal roof tiles to our offer, manufactured on the basis of classic solutions in the form of light, two-module sheets. We have also introduced ready-made mounting holes that facilitate the installation of metal roof tiles and eliminate the risk of making a technical error.

**2022 EXPANSION OF IMPRO ACTIVITIES**

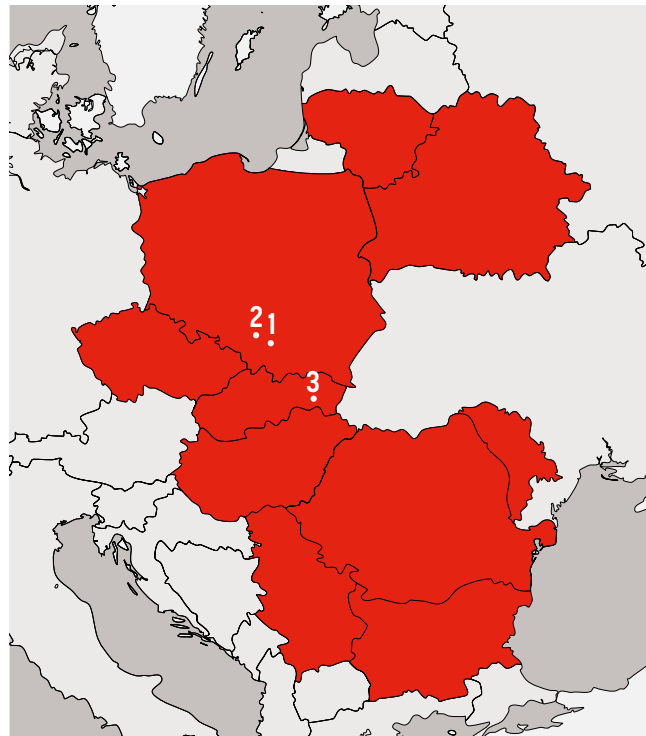
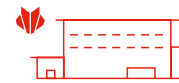
In 2022, we undertook many investment activities, including the expansion of the IMPRO production plant. We also established the Academy of Masters operating at one of the IMPRO production plants – for this purpose, a modern training centre was created, enabling the improvement of practical skills.

**2023 VSS**

We open a modern logistics and production centre in Košice – the largest city in eastern Slovakia. From that point on we start the production of sandwich panels in Slovakia.



# Production plants



BP2 has 3 integrated production plants in Poland and Slovakia. The plants are connected logistically and systemically, creating a uniform structure of production plants of high product specialization.

## 1

### Production plant in Kraków

It is one of the first production plants built by BP2. It was brought to life in 2007. Its modern appearance and interior design became the starting point for subsequent BP2 investments. A well-thought-out location, located at the A4 motorway, makes our plant an ideal logistics point. In the production plant, we focus on the production of products for housing construction.



## 2

### Production plant in Dąbrowa Górnicza

The dynamic development has opened up new opportunities for us. In 2015, a production plant in Dąbrowa Górnicza was purchased. This part of the capital group quickly began to play an important role in the global production of BP2. There is also a BP2 training centre in Dąbrowa Górnicza, where, as part of the Academy of Masters – an original practical training program conducted by the Certified Roofing Master Waldemar Piela, we enable you to gradually optimize your work and improve your qualifications.



## 3

### Production plant in Košice

Due to our dynamic development, in 2022 we opened another production plant in Slovakia, located in the second largest city of our southern neighbours. The plant has an area of 21,000 m<sup>2</sup> and is adapted to the production of sandwich panels. A Steel Service Centre was also launched at the production plant.





## ePROFIL

The eProfile Internet platform is an extensive customer service system which is constantly being improved with new features. It allows almost unlimited control over the order placed. It allows you to check the stage of completion, locate the transported product on a map in real time and fully control the balance, payments and transaction history. eProfile also provides access to current price lists and promotions, as well as the ability to easily create a cost estimate for the end customer.

The roof optimiser module enables you to create a calculation of the required material according to the project in no time at all, thus reducing waste and unnecessary costs to a minimum. The program visualises the arrangement of sheets on the roof, helps to select the most cost-effective solution, generate a ready design and place an order. The eProfile service platform is a multifunctional tool for streamlining the order processing process and saving our customers' time."



## BP2 laboratory

Quality of the products in our offer is of great importance. Our focus is made on overall aesthetics and the extremely important technical aspects, both. We have established our own professional laboratories in Poland and Romania, where our products and materials are subject to demanding tests. As a result of this solution, we provide safe and weather-resistant products to our customers.

Quality control is carried out with the use of our knowledge and the innovative testing equipment. We rely on the professional team of specialists who investigate the processes at time of coating and processing the steel from our offer. In laboratory tests, we are able to faithfully simulate conditions that reflect several decades of the exposure to various atmospheric factors.



**BP2 - Laboratory**  
Scan code and learn more!

## Academy of Masters



ACADEMY OF MASTERS

The BP2 Academy of Masters is a genuine practical training program, carried out by our Certified Roofing Master, Mr. Waldemar Piela. Your professional curiosity will be satisfied with our trainings; as a result, you will gradually optimize your work and improve your qualifications. With it, you can become a competitive professional on the market of roofing services.

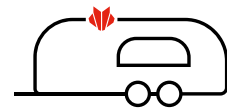
We have transformed our more than 25 years of experience and our market impact into the education of the best roofers. We know that the Academy of Masters is a project that has helped many people. Since 2020, we have trained over 830 roofers, presenting them with the latest trends.

We are happy to share our knowledge. At the same time, we listen to your needs. The Academy of Masters training room is a modern, fully adapted and equipped space with the latest solutions for the product, and it is a place where theory and practice meet in the pursuit of perfection.





# Mobile Academy of Masters BP2



The construction industry is developing dynamically, which is why it is full of challenges and requires keeping up with trends. Thanks to our BP2 Mobile Academy of Masters, you can become a highly specialized roofer. With knowledge of innovative technological solutions, you will be able to implement the projects of the most demanding investors!

BP2 Mobile Academy of Masters means the experience exchange platform in the roofing industry. We have been on the road for you since 2017, providing trainings and inspirations. In 2022, we carried our assembly trainings for over 3,600 roofers with the use of 340 sheets of FIT and ZIPP roof panels. We travelled over 22,500 km, all of this to meet you.

We pay special attention not only to new knowledge, but also to integration, familiarising with each other and discussing ideas in the industry. Your opinions and observations are extremely important to us. The BP2 brand is built by the entire community, which includes i.e. contractors (roofers).

In order to complete our meetings, additionally to the support of the expert BP2 training team, we offer the iconic refreshments that you liked so much. In 2022, in our old-school Airstream trailer, we have prepared 5,270 juicy burgers and 18,000 refreshing drinks for you!



**Mobile Academy of Masters BP2**  
Scan the code and watch a video of our tour.

# Master Roofer - Waldemar Piela



## TECHNICAL SUPPORT

Unfortunately, many manufacturers end their support at the stage of the sales or delivery of materials, unlikely to our approach! We offer you a comprehensive support at time of work with our products, both in terms of general advices and solving any problems.

Waldemar Piela has over 40 years of experience in the roofing industry. As a Master Roofer, he advises BP2 in the technical aspects and supports the development of the industry by educating the community of professionals. Among others, our Master is a member of the examination committee of the Mazovian Chamber of Crafts, and thanks to his commitment as its president, the Polish Roofers Association gained the status of an ordinary member in the World Roofing Federation (Internationale Föderation Des Dachdeckerhandwerks, IFD).

Waldemar Piela is an authority in the roofing industry thanks to his extensive skills and passion. He shares his knowledge during the trainings carried out as part of the ACADEMY OF MASTERS and MASTER ROOFER programs.

**CERTIFIED MASTER ROOFER**  
**WALDEMAR PIELA**

*W. Piela*







# 2.

## **Integrated photovoltaic roof SOLROOF**

20. What is SOLROOF?

22. Technical information





### What is SOLROOF?

SOLROOF is an innovative system that was created in response to the growing demand for clean energy. It is the only complete photovoltaic system on the market that is fully integrated into the steel roofing. Proprietary solutions allow for unique aesthetics of the roof and the use of various forms and shapes, which is not possible to achieve in the case of a conventional photovoltaic installation. The combination of FIT sheet metal panels and integrated FIT VOLT photovoltaic panels creates a coherent, harmonious coverage surface.

The SOLROOF integrated photovoltaic roof represents new quality that, as the first on the market, offers architects unlimited design possibilities, roofers easy and quick installation and the investor a unique visual effect, efficiency and safety of use. We achieve this by using one product, one assembly, one warranty, and one service.

## 2IN1 STEEL PHOTOVOLTAIC ROOF



Scan code or find out more at [www.solroof.eu](http://www.solroof.eu)

THE POWER OF ROOFS

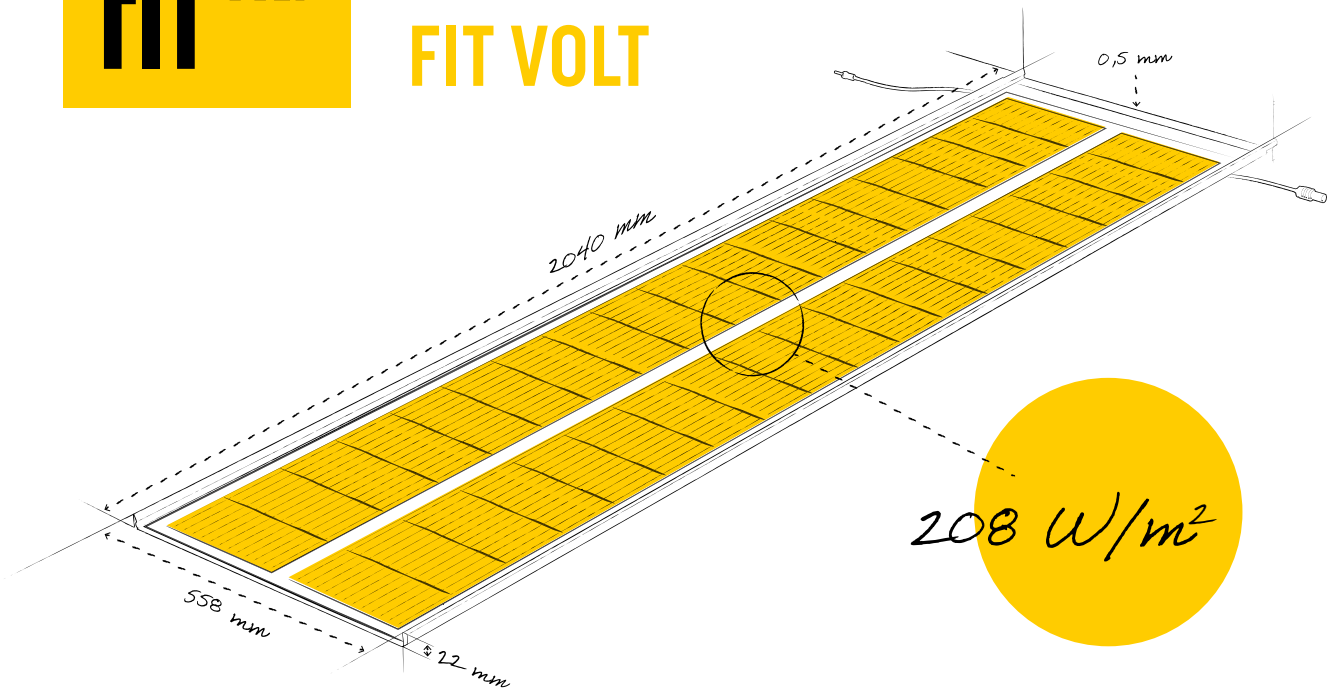






# Technical information

## FIT VOLT



Number of cells	36	Cell type	monocrystalline PERC 210mm Half-cut 2x18 cells
Maximum power [W]	165	Connector type	MC4 STAUBLI EVO2, IP67
Maximum power of the active part [W/m²]	208	Idle voltage [V]	24
Seam height [mm]	22	Installation	snap lock (click)
Total width [mm]	558	Effective width [mm]	527
Steel	XCarb® ArcelorMittal	Sheet thickness [mm]	0,5
Sheet length [mm]	2040	Overlap length when dividing sheets [mm]	30
Operating temperature range	-40°C / +85°C	J-box rating	IP68
Panel weight	15 kg	Roof inclination	> 9°



The photovoltaic modules are designed to meet numerous compliance requirements:  
IEC 61215-1:2016 (functionality of PV modules), IEC 61730-1:2016 (safety of PV modules),  
EN 13501-5:2016 BROOF (T4) (fire protection), ISO 9001:2015 (quality management systems).



You can find this product in our BP2 BIM library for architects and designers [www.bp2.eu/en/architects](http://www.bp2.eu/en/architects)







# 3.

## MODULAR SERIES

28. IZI ROOF

30. IZI LOOK

32. ZET ROOF

34. ZET LOOK

36. Colours

37. Feedstock



# MODULAR SERIES

MODULAR SERIES is a line of state-of-the-art modular roofing products, featuring innovative technological solutions and perfected aesthetics. The tiles are manufactured in the form of small two-module sheets which greatly facilitate and speed up transportation and installation.

The modular products are available in two fixing options: traditional with visible screws (IZI Roof and ZET Roof) and, for more demanding customers, with hidden screws (IZI Look and ZET Look).

Advanced technological solutions, representing proprietary innovations on the roofing market, made with attention to the finest details and flawless precision, thanks to automated production lines.

The MODULAR SERIES is distinguished by advantages unique to its product class:

- The form of the two-module sheets facilitates loading, transport and unloading and, above all, makes installation easier and faster. Lightweight and small sheets mean more convenient delivery to the roof and safe storage.
- The high „Z“ embossing is a legally protected solution that creates deep shadows between the modules, giving the covering a unique, dynamic form in all lighting conditions. The „Z“ locking joint additionally protects the cut edges against corrosion.
- Professional packaging includes polystyrene dividers, a special cover with reusable drawstrings, stretch films and binding tapes.
- A dedicated packaging system protects the modules, reducing the risk of damage and abrasion during loading, transport, and unloading.
- The warranty of up to 55 years for selected coatings is a confirmation of the high quality of the product in the roofing market, supported by objective laboratory tests carried out in the specialist BP2 laboratory. The steel supplied to BP2 is subjected to extensive testing and only its positive result qualifies it for tile production.
- Repeatability of colour and texture is guaranteed in the warranty certificate.
- Dedicated TORX screws (IZI Roof, ZET Roof) mean less visibility of the fasteners and consequently higher aesthetics of the roofing.









# Modular steel roof tile

## IZI Roof



Technical information [mm]	
Effective width	1183
Overall width	1233
Sheet thickness	0,5
Profile overall height	38
Embossing height	30
Module width	363 (batten span 350 mm)
Effective area (coverage) of a single sheet	0,828 m²
Weight	~ 4,5 kg/m²
Roof angle	> 9°


### ANTI WAVE



ANTI WAVE is a system of precisely shaped mounting recesses at the optimal points of the sheet for the installation of fixings. The main benefits of this solution are:

- the fixing points are optimised,
- stress and undulations of the flat surface are reduced,
- no need to plane the battens to the roof pitch,
- the recesses reduce the visibility of the fixings,
- the shape of the recesses facilitates drainage from the fixing points.

### EASY LINK



EASY LINK A proprietary solution that makes the sheets fit together like never before. In order to avoid the effect of overlapping sheets in the area where the three sheets join, the IZI modular roof tiles use a cut corner of the bottom embossing.

In addition, the specially shaped profile of the edge embossing allows the sheets to fit together perfectly without any visible longitudinal joints.

### "Z" EMBOSSING



"Z" EMBOSSING is a corrugation technology using a proprietary "Z" type embossing, which creates deep shadows between the modules. This ensures that the covering presents a unique, dynamic form in all lighting conditions.

The shadow of the embossing makes horizontal joints between the sheets less visible. This has a major impact on the aesthetics of the roof covering.

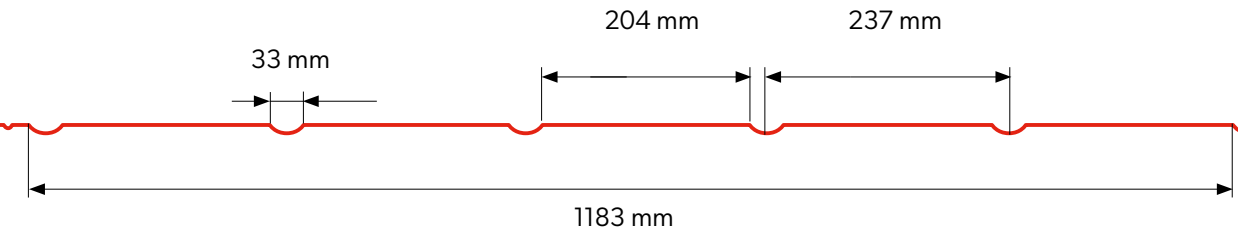



You can find this product in our BP2 BIM library for architects and designers  
[www.bp2.eu/en/architects](http://www.bp2.eu/en/architects)






# Modular steel roof tile IZI Look



Technical information [mm]

Effective width	1183
Overall width	1233
Sheet thickness	0,5
Profile overall height	38
Embossing height	30
Module width	363 (batten span 350 mm)
Effective area (coverage) of a single sheet	0,828 m <sup>2</sup>
Weight	~ 4,5 kg/m <sup>2</sup>
Roof angle	> 9°


## OUT OF SIGHT



IZI Look modular metal roof tiles are aesthetically pleasing with no compromise.

A distinctive feature of these coverings is the elimination of screws visible on the roof surface so that the harmony is not disturbed by any fixing element or mounting elements holes.


## EASY LINK



EASY LINK A proprietary solution that makes the sheets fit together like never before. In order to avoid the effect of overlapping sheets in the area where the three sheets join, the IZI modular roof tiles use a cut corner of the bottom embossing.

In addition, the specially shaped profile of the edge embossing allows the sheets to fit together perfectly without any visible longitudinal joints.

## "Z" EMBOSSING



"Z" EMBOSSING is a corrugation technology using a proprietary "Z" type embossing, which creates deep shadows between the modules. This ensures that the covering presents a unique, dynamic form in all lighting conditions.

The shadow of the embossing makes horizontal joints between the sheets less visible. This has a major impact on the aesthetics of the roof covering.



You can find this product in our BP2 BIM library for architects and designers  
[www.bp2.eu/en/architects](http://www.bp2.eu/en/architects)








# Modular steel roof tile

## ZET Roof




Technical information [mm]

Effective width	1150
Overall width	1212
Sheet thickness	0,5
Profile overall height	50
Embossing height	30
Module width	363 (batten span 350 mm)
Effective area (coverage) of a single sheet	0,805 m <sup>2</sup>
Weight	~ 4,5 kg/m <sup>2</sup>
Roof angle	> 9°

### „Z” EMBOSSING

The complete roof image consists not only of colour and shape, but also of the play of light and shadow. When creating our product, we paid attention to all these aspects. All this to design a roof covering that combines the highest aesthetics, functionality and durability, as well as safety and speed of installation. A ground-breaking corrugation technology using the „Z” embossing creates deep shadows between the modules. This ensures that the covering presents a unique, dynamic form in all lighting conditions. The shadow of the embossing not only shapes the plastic image of the tile, but, above all, it makes screws and horizontal joints between the sheets less visible. This has a major impact on the aesthetics of the roof covering.

- screws hidden in the shadow,
- invisible horizontal joints,
- attractive and dynamic form.



You can find this product in our BP2 BIM library for architects and designers  
[www.bp2.eu/en/architects](http://www.bp2.eu/en/architects)

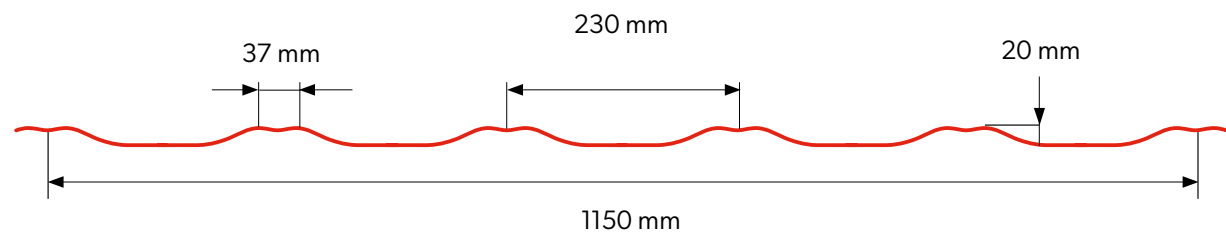






# Modular steel roof tile

## ZET Look



Technical information [mm]

Effective width	1150
Overall width	1212
Sheet thickness	0,5
Profile overall height	50
Embossing height	30
Module width	363 (batten span 350 mm)
Effective area (coverage) of a single sheet	0,805 m <sup>2</sup>
Weight	~ 4,5 kg/m <sup>2</sup>
Roof angle	> 9°


### OUT OF SIGHT

ZET Look modular roof tiles stand for the highest aesthetics with no compromise. A distinctive feature of these coverings is the elimination of screws visible on the roof surface so that the harmony is not disturbed by any fixing element or mounting elements, holes. The installation system, designed together with master roofers, is very simple despite its technological advancement.



### „Z” EMBOSSING

The complete roof image consists not only of colour and shape, but also of the play of light and shadow. When creating our product, we paid attention to all these aspects. All this to design a roof covering that combines the highest aesthetics, functionality and durability, as well as safety and speed of installation. A ground-breaking corrugation technology using the „Z” embossing creates deep shadows between the modules. This ensures that the covering presents a unique, dynamic form in all lighting conditions. The shadow of the embossing not only shapes the plastic image of the tile, but, above all, it makes screws and horizontal joints between the sheets less visible. This has a major impact on the aesthetics of the roof covering.



- screws hidden in the shadow,
- invisible horizontal joints,
- attractive and dynamic form.




You can find this product in our BP2 BIM library for architects and designers  
[www.bp2.eu/en/architects](http://www.bp2.eu/en/architects)





Colours & warranty

ULTIMAT [UTK]



A 35 µm thick coating with very high corrosion and UV resistance (RC4/RUV4). The ULTIMAT coating with its grained structure, inspired by nature, is free of chromium and heavy metals and is a green, recyclable product. Sheet metal coated with the ULTIMAT elastic coating can be profiled at extremely low temperatures.

Code	Coatings thickness	Corrosion resistance	UV resistance	Warranty period (years)
ULTIMAT [UTK]	35 µm	RC4	RUV4	30

HERCULIT [HC]



It is a coating developed in close cooperation with a leading manufacturer of varnishes for the best steel mills in Europe. Many years of studying existing coatings and monitoring customer needs, with particular emphasis on the needs of roofers, have allowed us to condense so many different advantages into one product. HERCULIT is a polyurethane cured polyester with a high resistance to mechanical damage and a thickness of 35 µm.

Code	Coatings thickness	Corrosion resistance	UV resistance	Warranty period (years)
HERCULIT [HC]	35 µm	RC4	RUV4	55

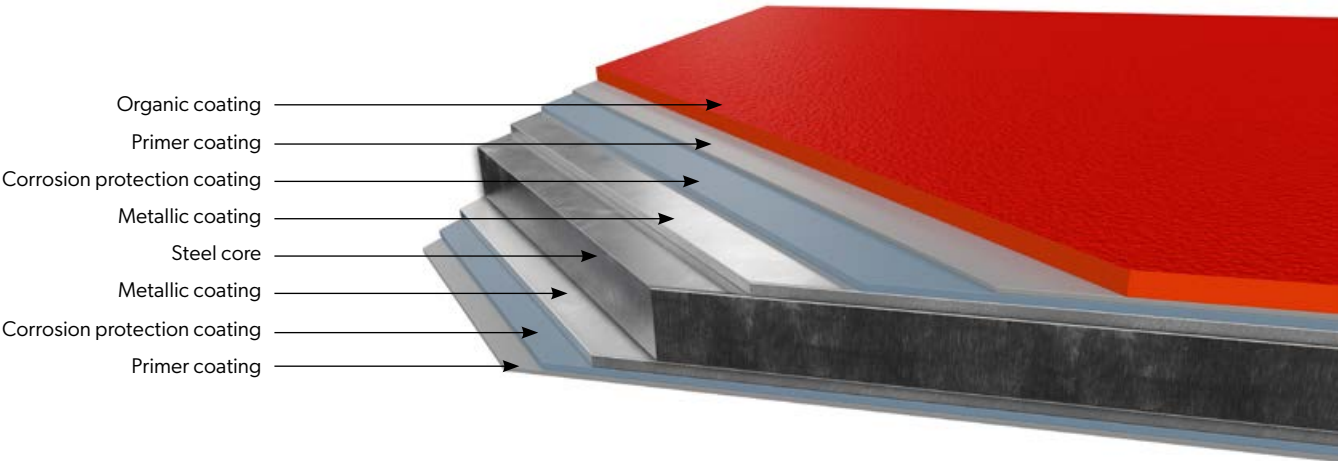
Feedstock - FIT, IZI, ZET

COATED STEEL SHEETS [UTK, HC]

The input material used by us has been specially designed for modular roofing in close co-operation with steelworks. We paid particular attention to key properties which determine the quality and durability of such roof coverings.

Our tin sheets ensure very high consistency of coating colour and structure and display above average durability and anti-corrosion properties. This means that we can confidently offer long-term warranties, without the need to purchase additional elements which is often the case with our competitors’ products. Excellent resistance to abrasion, mechanical damage and sun radiation means that even after years of usage, the roofing looks fresh and elegant.

Coated sheet cross-section



In 2022, after months of research, trials and many laboratory tests, it was possible to achieve a coating about 30% harder than the earlier version. HERCULIT [HC] is even more resistant to scratches, as well as to weathering or sunlight. At the same time, it has managed to maintain its flexibility, which is perfect for both installation and production of flashings. Thanks to all these parameters, it is an extremely durable product that will perform perfectly on the most demanding roof.



Printing technology does not allow for faithful colour rendition, so the colours shown are approximate and may differ from actual colours.



Detailed warranty conditions are specified in the warranty card. The warranty becomes valid after registration on the website [www.vss.sk](http://www.vss.sk)



BP2 - Steel Stories  
Scan code and learn more!



# 4.

## PANEL SERIES

42. FIT

44. ZIPP

46. LAMBDA 2.0






Roof panels are distinguished by the speed of installation, while maintaining aesthetics by combining timeless forms with the latest technological solutions, such as MICRO RIB and MOLLET microprofiling, panel folding at the eaves part of the roof BEND LOCK, and cutting the corner of the embossment EASY LINK.

The construction of our roof panels provides more configuration possibilities, harmoniously harmonizing with the traditional architecture of small and large agglomerations, as well as modern design solutions for contemporary construction.





# FIT modular roof panel



The product is available in two standard lengths: **1020 mm and 2040 mm**

Technical information [mm]		
Designation	FIT S	FIT L
Height řábka	22	22
Overall width	558	558
Effective width	527	527
Sheet thickness	0,5	0,5
Module length	1020	2040
Tab length when splitting a sheet	30	30
Roof angle	> 9°	

## BEND LOCK



The latest technology for impeccable roof appearance.  
A technical solution to fold the panel at the eaves part of the roof to conceal and protect the cut edge and eliminate the need to install screws. In addition, the lower BEND LOCK fold is cut at an angle, which makes it easier to guide and connect the panels along their length.

## EASY LINK




The sheets fit together like never before.  
The proprietary use consists of cutting the crease corner to avoid the overlapping of the three layers of metal sheets at the connection point. In addition, a specially shaped profile of extreme ribs allows the sheets to fit perfectly without visible longitudinal joints.

## SEAL PROTECT




Additional protection against changing weather conditions.  
At the production stage, a special sealant is pressed into the fold of the sheet. It is distinguished by high flexibility and resistance to changing weather conditions.

## MODULARITY



Modernity, efficiency, functionality.  
The modularity of the panel has many advantages – it significantly speeds up the assembly, enables easier transport, and the proprietary connection systems facilitate the entire installation process. An additional advantage is the visual effect that refers to traditional roofing.

## FLAT SURFACE & MICRO RIB



Currently in our offer, FIT modular roof panels are available in two finishes: FLAT and MICRO RIB [M].



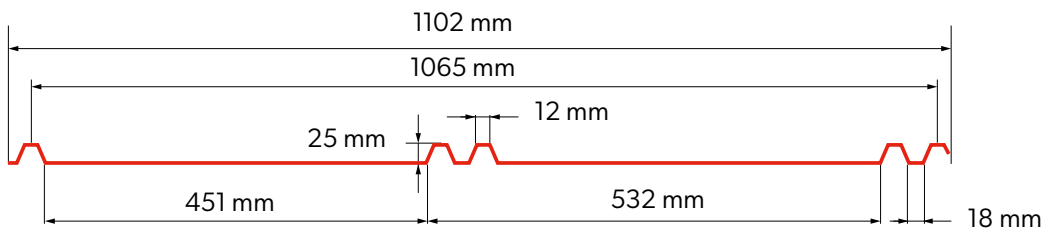
You can find this product in our BP2 BIM library for architects and designers  
[www.bp2.eu/en/architects](http://www.bp2.eu/en/architects)








# ZIPPP roof panels




Technical information [mm]	
Height profilu	25
Overall width	1102
Effective width	1065
Sheet thickness	0,5-0,7
Module length	min. 1000 max. 8 000
Roof angle	> 9°

## BEND LOCK



It secures the cut edge and eliminates the need to use screws.

## MICRO RIB [20]



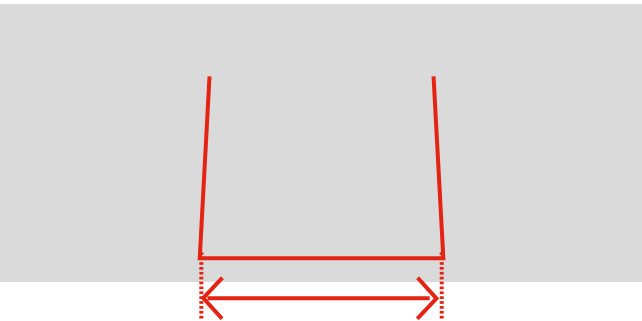
The double width, compared to standard roof panels, enables roof covering costs optimization.

## QUICK INSTALLATION



The shape and technologies of the ZIPPP panel ensure simple and quick installation on the roof.

## EFFICIENT WIDE PROFILE



It helps optimize roofing costs.




You can find this product in our BP2 BIM library for architects and designers  
[www.bp2.eu/en/architects](http://www.bp2.eu/en/architects)



LAMBDA 2.0


LAMBDA 2.0  
roof panels



! The product is available in two standard widths:  
**515 mm and 307 mm**


Technical information [mm]		
Designation	L.2.0.515	L.2.0.307
Seam height	25	25
Effective width	515	307
Overall width	~547	~339
Sheet thickness	0,5 - 0,7	0,5 - 0,7
Sheet length	min. 1000 max. 10 000	
Roof angle	> 9°	

MICRO RIB



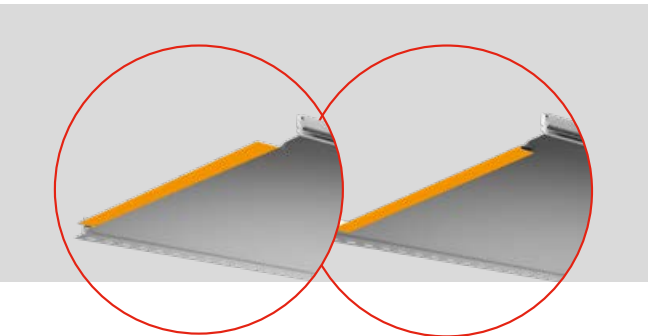
Minimizes the effect of waviness.  
Longitudinal micro-corrugation across the entire surface of the sheet minimises the possibility of wave effect on the flat part of the panel.

COVER CAP



Functionality and aesthetics.  
A solution which additionally increases the functionality of the covering is the COVER CAP element, i.e. panel seam caps on both sides. This solution also increases the visual effect and aesthetics of the covering. The COVER CAPs are bent after the installation of the roofing, hiding the visible joint between the sheets and ensuring that the roof presents a uniform, harmonious surface even from up close.

BEND LOCK



Installation without screws.  
A special panel fold at the eaves part of the roof covers and secures the cut edge and eliminates the need to install screws.



You can find this product in our BP2 BIM library for architects and designers  
[www.bp2.eu/en/architects](http://www.bp2.eu/en/architects)



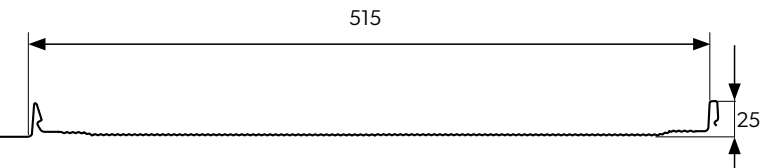



MICRO RIB [M]

The longitudinal micro-corrugation on the entire surface of the sheet minimises the possibility of ripple effect on the flat part of the panel.

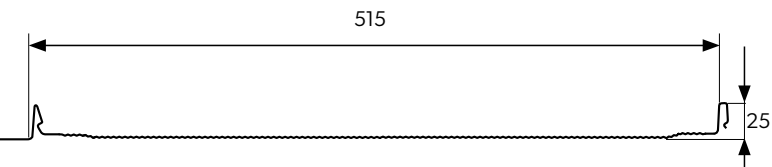



You can find this product in our BP2 BIM library for architects and designers  
[www.bp2.eu/en/architects](http://www.bp2.eu/en/architects)



**Product code:**  
**LW.2.0.515.M**

LAMBDA 2.0 roof panel with MICRO RIB longitudinal micro-corrugation and cut-out for folding.



**Product code:**  
**LWZ.2.0.515.M**

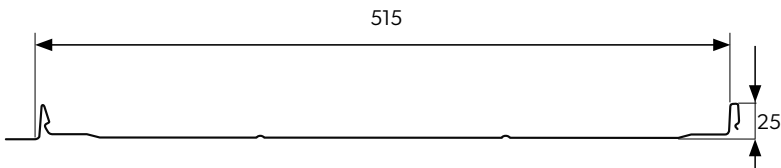
LAMBDA 2.0 roof panel with MICRO RIB longitudinal micro-corrugation and BEND LOCK fold.

TYPE [R] CORRUGATION

Panel surface finish with longitudinal reprofiling with symmetrical grooves.

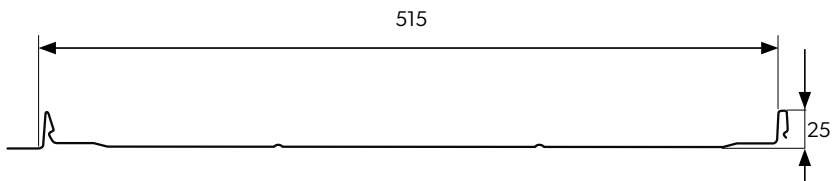


You can find this product in our BP2 BIM library for architects and designers  
[www.bp2.eu/en/architects](http://www.bp2.eu/en/architects)



**Product code:**  
**LW.2.0.515.R**

LAMBDA 2.0 roof panel with double semicircular corrugation and cut-out for folding.



**Product code:**  
**LWZ.2.0.515.R**

LAMBDA 2.0 roof panel with double semicircular corrugation and BEND LOCK fold.




TYPE [T25] CORRUGATION

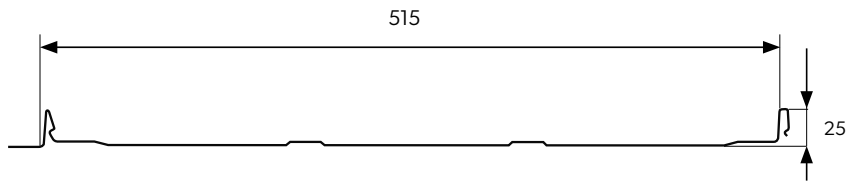
Finishing of the panel surface with longitudinal corrugation in the shape of a wide trapezoid.



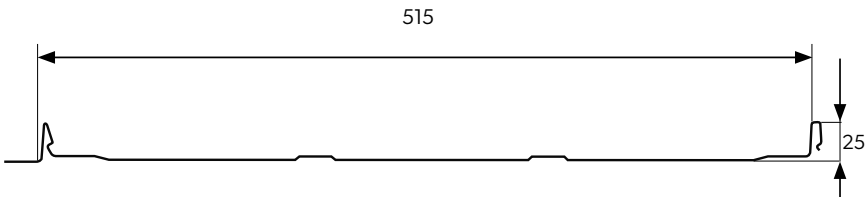
You can find this product in our BP2 BIM library for architects and designers  
[www.bp2.eu/en/architects](http://www.bp2.eu/en/architects)



**Product code:**  
**LW.2.0.515.T25**  
  
LAMBDA 2.0 roof panel with double trapezoidal corrugation and cut-out for folding.



**Product code:**  
**LWZ.2.0.515.T25**  
  
LAMBDA 2.0 roof panel with double trapezoidal corrugation and BEND LOCK fold.



SHEET WITHOUT CORRUGATION [P]

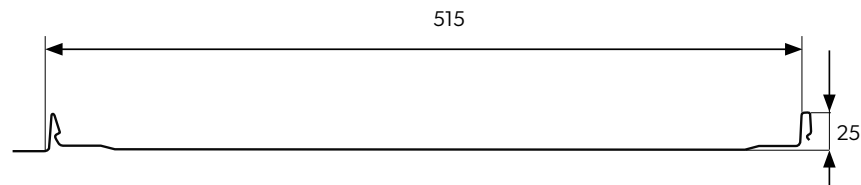
Classic panel surface without any corrugation.



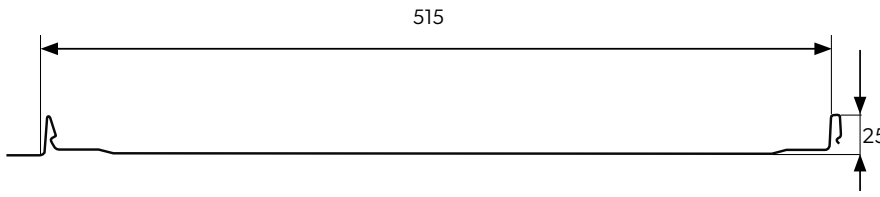
You can find this product in our BP2 BIM library for architects and designers  
[www.bp2.eu/en/architects](http://www.bp2.eu/en/architects)




**Product code:**  
**LW.2.0.515.P**  
  
LAMBDA 2.0 roof panel with flat surface and cut-out for folding.




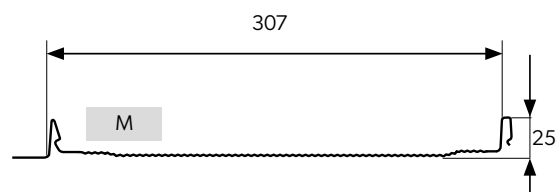
**Product code:**  
**LWZ.2.0.515.P**  
  
LAMBDA 2.0 roof panel with flat surface and BEND LOCK fold.




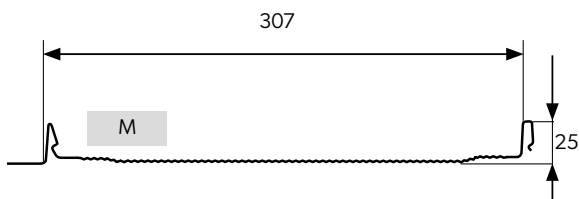
ATTENTION! Due to the construction of the roof panels, it is possible that the effect of so-called „waving“ of the metal sheet on the roofing occurs. This is a natural phenomenon for this type of product.




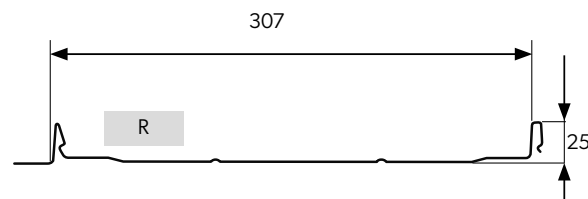
Product code: LW.2.0.307.M




Product code: LWZ.2.0.307.M




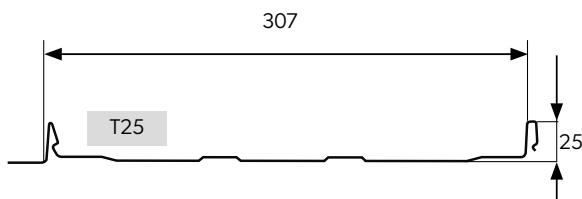
Product code: LW.2.0.307.R




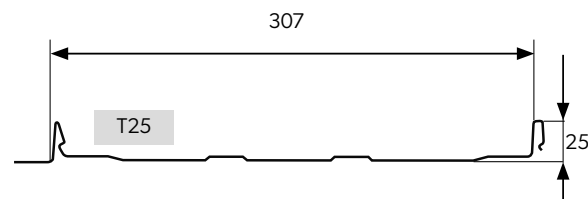
Product code: LWZ.2.0.307.R



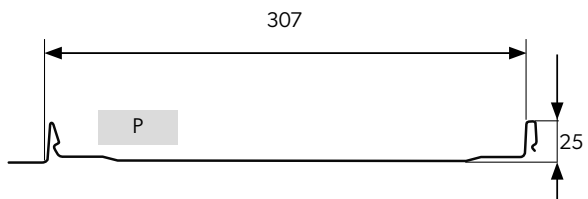
Product code: LW.2.0.307.T25



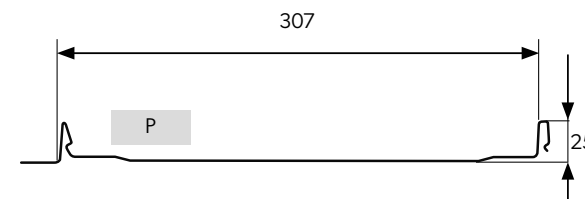
Product code: LWZ.2.0.307.T25



Product code: LW.2.0.307.P



Product code: LWZ.2.0.307.P



You can find this product in our BP2 BIM library for architects and designers  
[www.bp2.eu/en/architects](http://www.bp2.eu/en/architects)



ATTENTION! Due to the construction of the roof panels, it is possible that the effect of so-called „waving” of the metal sheet on the roofing occurs. This is a natural phenomenon for this type of product.





# 5.

## COMPACT SERIES

58. IZI 2.0

60. FINN 2.0

61. ALFA 2.0

62. HETA 2.0

63. GAMMA 2.0

64. STIGMA 2.0

65. BAVARIA Roof 2.0





COMPACT SERIES is a product line combining the advantages of cut-to-size tiles and modular solutions. It is a roofing material produced on the basis of classic metal tiles in the form of lightweight two-module sheets.

Like the modular tiles, the COMPACT SERIES products have a number of advantages in terms of transport, installation and storage. The COMPACT SERIES include profiles which are renowned on the market for classic tile roofing in their lightweight two-module form: FINN 2.0, ALFA 2.0, GAMMA 2.0, HETA 2.0, STIGMA 2.0 and BAVARIA Roof 2.0

We present the most important features of the COMPACT SERIES roof tiles:

- The form of the two-module sheets facilitates loading, transport and unloading and, above all, makes installation easier and faster. Lightweight and small sheets mean more convenient delivery to the roof and safe storage.
- A 3D wave-shaped cut that conceals the horizontal joints of the sheets, significantly improving the aesthetics of the roof finish.
- Pre-punched mounting holes on the vertical embossing which enable the sheets to be fitted together quickly and tightly. Not only does it make installation easier, but it also speeds up the work considerably.
- EASY LINK is an original solution used in the HETA 2.0 and ALFA 2.0 compact roof tiles, thanks to which the sheets fit together like never before.
- A special cut and profiling of the outermost embossing allow perfect fitting of the sheets at the point of contact.
- Dedicated TORX screws mean less visibility of the fasteners and consequently higher aesthetics of the roofing.
- Available in a wide range of colours and coatings.



Products from COMPACT SERIES are delivered on a pallet in a single stack



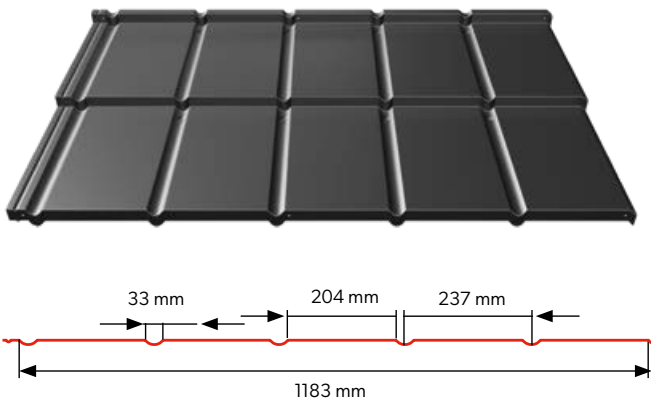




# Compact roof tiles


## IZI 2.0

30/350



IZI 2.0 - Technical information [mm]	
Effective width	1183
Overall width	1233
Sheet thickness	0,5
Profile overall height	38
Embossing height	30
Module width	350 (batten span 350 mm)
Effective area (coverage) of a single sheet	0,828 m²
Weight	~ 4,5 kg/m²
Roof angle	> 9°

### MOUNTING RECESSES




The specially thought-out installation recesses create a shadow to effectively minimise the visibility of installation screws. These recesses also serve as markers, indicating the connection points between the sheets and the roof structure.

### 3D SHAPED CUT



IZI 2.0 compact roof tiles are wave-shape cut so that the horizontal joints of the sheets are less visible.

### PRE-PUNCHED MOUNTING HOLES




Pre-punched mounting holes on the vertical embossing enable the sheets to be fitted together quickly and tightly. Not only does it make installation easier, but it also speeds up the work considerably.



FINN 2.0


Compact roof tiles  
FINN 2.0

30/350




FINN 2.0 - Technical information [mm]	
Effective width	1150
Overall width	1190
Sheet thickness	0,5
Profile overall height	48
Embossing height	30
Module width	350
Effective area (coverage) of a single sheet	0,805 m²
Weight	~ 4,5 kg/m²
Roof angle	> 9°

Symmetrical profile




The design of FINN 2.0 compact tiles allows for installation in any direction (left or right).

3D shaped cut



FINN 2.0 compact roof tiles are wave-shape cut so that the horizontal joints of the sheets are less visible.

Pre-punched mounting holes



Pre-punched mounting holes on the vertical embossing enable the sheets to be fitted together quickly and tightly. Not only does it make installation easier, but it also speeds up the work considerably.



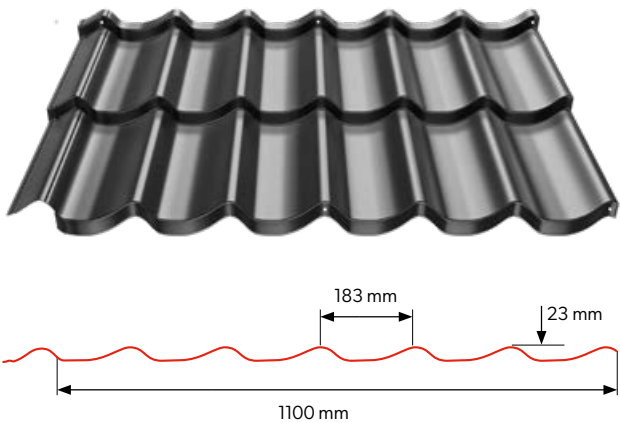
You can find this product in our BP2 BIM library for architects and designers  
[www.bp2.eu/en/architects](http://www.bp2.eu/en/architects)



ALFA 2.0

Compact roof tiles  
ALFA 2.0

30/350  
35/350




ALFA 2.0 - Technical information [mm]	
Effective width	1100
Overall width	1183
Sheet thickness	0,5
Profile overall height	53/58
Embossing height	30/35
Module width	350
Effective area (coverage) of a single sheet	0,770 m²
Weight	~ 4,5 kg/m²
Roof angle	> 9°

EASY LINK



A proprietary solution that makes the sheets fit together like never before. A special cut and profiling of the outermost embossing allow perfect fitting of the sheets at the point of contact.

3D shaped cut



ALFA 2.0 compact roof tiles are wave-shape cut so that the horizontal joints of the sheets are less visible.

Pre-punched mounting holes



Pre-punched mounting holes on the vertical embossing enable the sheets to be fitted together quickly and tightly. Not only does it make installation easier, but it also speeds up the work considerably.



You can find this product in our BP2 BIM library for architects and designers  
[www.bp2.eu/en/architects](http://www.bp2.eu/en/architects)






HETA 2.0


Compact roof tiles  
HETA 2.0

30/350  
40/350



HETA 2.0 - Technical information [mm]	
Effective width	1157
Overall width	1202
Sheet thickness	0,5
Profile overall height	56/66
Embossing height	30/40
Module width	350
Effective area (coverage) of a single sheet	0,810 m²
Weight	~ 4,5 kg/m²
Roof angle	> 9°

EASY LINK




A proprietary solution that makes the sheets fit together like never before. A special cut and profiling of the outermost embossing allow perfect fitting of the sheets at the point of contact.

3D shaped cut



HETA 2.0 compact roof tiles are wave-shape cut so that the horizontal joints of the sheets are less visible.

Pre-punched mounting holes



Pre-punched mounting holes on the vertical embossing enable the sheets to be fitted together quickly and tightly. Not only does it make installation easier, but it also speeds up the work considerably.



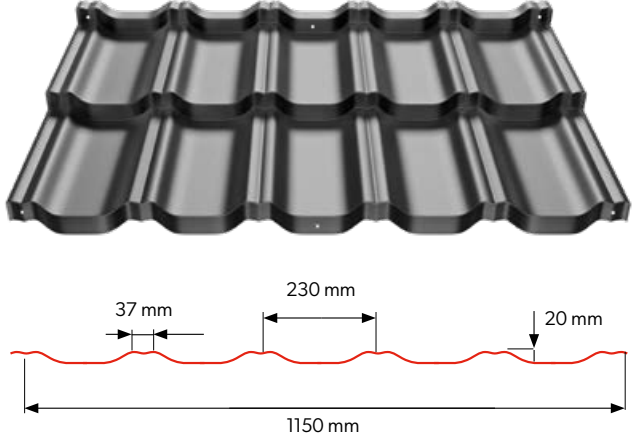
You can find this product in our BP2 BIM library for architects and designers  
[www.bp2.eu/en/architects](http://www.bp2.eu/en/architects)



GAMMA 2.0


Compact roof tiles  
GAMMA 2.0

30/350  
40/350



GAMMA 2.0 - Technical information [mm]	
Effective width	1150
Overall width	1212
Sheet thickness	0,5
Profile overall height	50/60
Embossing height	30/40
Module width	350
Effective area (coverage) of a single sheet	0,805 m²
Weight	~ 4,5 kg/m²
Roof angle	> 9°

Symmetrical profile




The design of GAMMA 2.0 compact tiles allows for installation in any direction (left or right).

3D shaped cut



GAMMA 2.0 compact roof tiles are wave-shape cut so that the horizontal joints of the sheets are less visible.

Pre-punched mounting holes



Pre-punched mounting holes on the vertical embossing enable the sheets to be fitted together quickly and tightly. Not only does it make installation easier, but it also speeds up the work considerably.



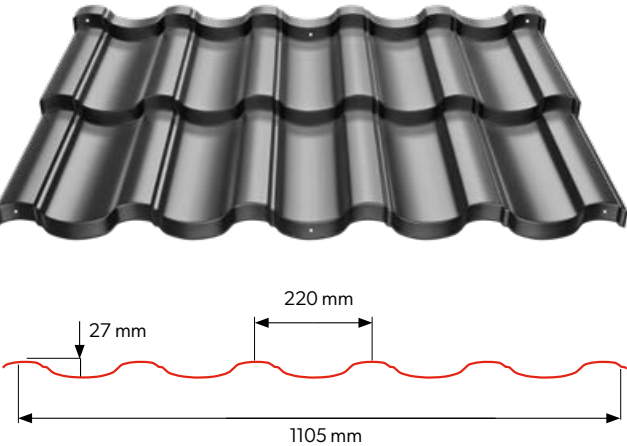
You can find this product in our BP2 BIM library for architects and designers  
[www.bp2.eu/en/architects](http://www.bp2.eu/en/architects)



STIGMA 2.0

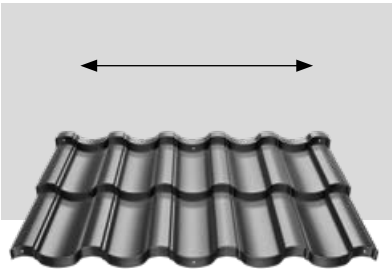
Compact roof tiles  
STIGMA 2.0

30/350  
40/350



FINN 2.0 - Technical information [mm]	
Effective width	1105
Overall width	1194
Sheet thickness	0,5
Profile overall height	57 / 67
Embossing height	30 / 40
Module width	350
Effective area (coverage) of a single sheet	0,774 m²
Weight	~ 4,5 kg/m²
Roof angle	> 9°

Symmetrical profile



The design of STIGMA 2.0 compact tiles allows for installation in any direction (left or right).

3D shaped cut



STIGMA 2.0 compact roof tiles are wave-shape cut so that the horizontal joints of the sheets are less visible.

Pre-punched mounting holes



Pre-punched mounting holes on the vertical embossing enable the sheets to be fitted together quickly and tightly. Not only does it make installation easier, but it also speeds up the work considerably.



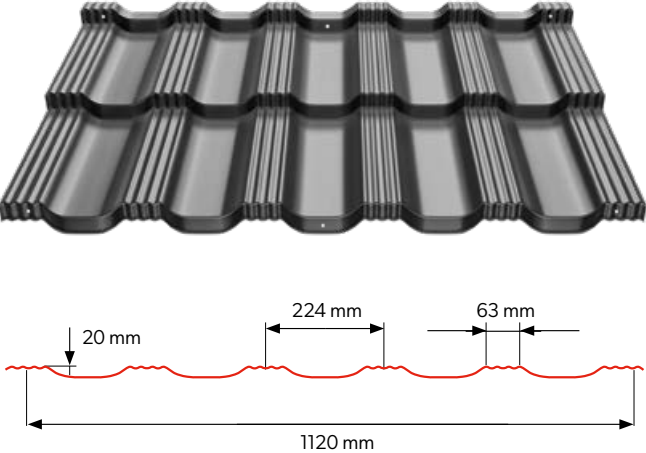
You can find this product in our BP2 BIM library for architects and designers  
[www.bp2.eu/en/architects](http://www.bp2.eu/en/architects)



BAVARIA<sup>ROOF</sup> 2.0

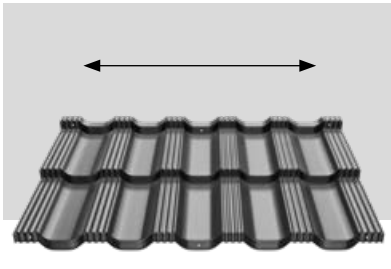
Compact roof tiles  
BAVARIA Roof 2.0

30/350  
40/350



BAVARIA Roof 2.0 - Technical information [mm]	
Effective width	1120
Overall width	1206
Sheet thickness	0,5
Profile overall height	50/60
Embossing height	30/40
Module width	350
Effective area (coverage) of a single sheet	0,784 m²
Weight	~ 4,5 kg/m²
Roof angle	> 9°

Symmetrical profile



The design of BAVARIA Roof 2.0 compact tiles allows for installation in any direction (left or right).

3D shaped cut



BAVARIA Roof 2.0 compact roof tiles are wave-shape cut so that the horizontal joints of the sheets are less visible.

Pre-punched mounting holes



Pre-punched mounting holes on the vertical embossing enable the sheets to be fitted together quickly and tightly. Not only does it make installation easier, but it also speeds up the work considerably.



You can find this product in our BP2 BIM library for architects and designers  
[www.bp2.eu/en/architects](http://www.bp2.eu/en/architects)







6.

## CLASSIC SERIES

70. FINN

71. ALFA

72. GAMMA

73. STIGMA



# CLASSIC SERIES

CLASSIC SERIES is a line of popular sheet metal roofing products cut to size to perfectly match your roof design. The line of classic tile roofs includes well-established products: ALFA, GAMMA, STIGMA and completely new FINN.

The most important features of CLASSIC SERIES tiles:

- Metal sheets cut to dimension are perfectly matched to a specific roof design.
- The 3D cutting according to the wave shape that hides the horizontal joints of the sheets, significantly improves the aesthetics of the roof finish.
- The ready-made holes in the vertical ribs facilitate fast and tight fitting of the sheets. It is not only easier installation but also much shorter installation time (applies to version with rib 30mm and higher).
- Available in all colours, thicknesses and coating types.
- EASY LINK – authorial solution implemented in ALFA roofing tiles to match the sheets like never before. Special cut-out and profile of the extreme rib allows perfect match of the sheets at the connection point.



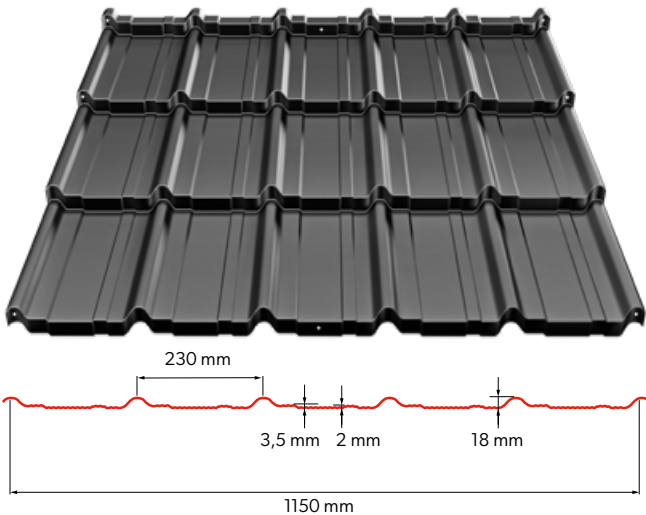




25/350  
25/400  
30/350




You can find this product in our BP2 BIM library for architects and designers  
[www.bp2.eu/en/architects](http://www.bp2.eu/en/architects)




FINN - Technical information [mm]	
Effective width	1150
Overall width	1190
Sheet thickness	0,5
Profile overall height	43/48
Embossing height for module 350	25/30
Embossing height for module 400	25
Module length	min. 1070 max. 6110
Weight	~ 4,5 kg/m²
Length of an overlap when separating metal sheets	20
Roof angle	> 9°

Symmetrical profile




The design of FINN tiles allows for installation in any direction (left or right).

3D shaped cut



FINN roof tiles are wave-shape cut so that the horizontal joints of the sheets are less visible.

Pre-punched mounting holes



Pre-punched mounting holes on the vertical embossing enable the sheets to be fitted together quickly and tightly. Not only does it make installation easier, but it also speeds up the work considerably. Only for embossing height 30mm.


Number of modules		
Module 350 mm	Module 400 mm	Number of modules
0,37	0,42	1
0,72	0,82	2
1,07	1,22	3
1,42	1,62	4
1,77	2,02	5
2,12	2,42	6
2,47	2,82	7
2,82	3,22	8
3,17	3,62	9
3,52	4,02	10
3,87	4,42	11
4,22	4,82	12
4,57	5,22	13
4,92	5,62	14
5,27	6,02	15
5,62	6,42	16
5,97	6,82	17
6,32	7,22	18
6,67		19
7,02		20
7,37		21



15/350  
15/400  
20/350  
20/400  
30/350  
35/350



You can find this product in our BP2 BIM library for architects and designers  
[www.bp2.eu/en/architects](http://www.bp2.eu/en/architects)



ALFA - Technical information [mm]	
Effective width	1100
Overall width	1183
Sheet thickness	0,5
Profile overall height	38/43/53/58
Embossing height for module 350	15/20/30/35
Embossing height for module 400	15/20
Module length	min. 1160 max. 6010
Weight	~ 4,5 kg/m²
Length of an overlap when separating metal sheets	60
Roof angle	> 9°

EASY LINK



A proprietary solution that makes the sheets fit together like never before. A special cut and profiling of the outermost embossing allow perfect fitting of the sheets at the point of contact.

3D shaped cut



ALFA roof tiles are wave-shape cut so that the horizontal joints of the sheets are less visible.

Pre-punched mounting holes



Pre-punched mounting holes on the vertical embossing enable the sheets to be fitted together quickly and tightly. Not only does it make installation easier, but it also speeds up the work considerably. Only for embossing height 30/40mm.

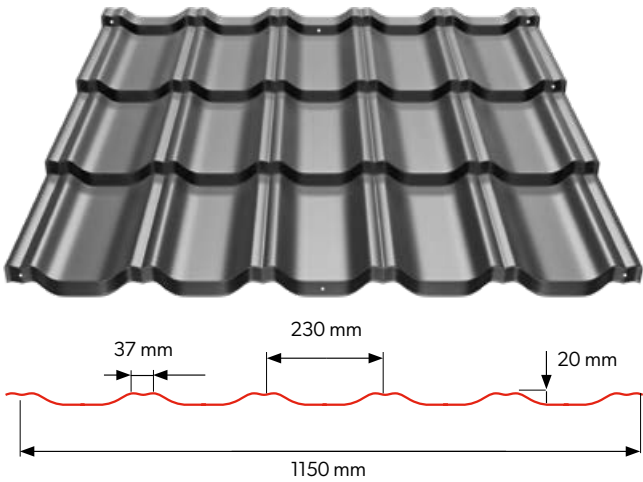
Number of modules		
Module 350 mm	Module 400 mm	Number of modules
0,41	0,46	1
0,76	0,86	2
1,11	1,26	3
1,46	1,66	4
1,81	2,06	5
2,16	2,46	6
2,51	2,86	7
2,86	3,26	8
3,21	3,66	9
3,56	4,06	10
3,91	4,46	11
4,26	4,86	12
4,61	5,26	13
4,96	5,66	14
5,31	6,06	15
5,66	6,46	16
6,01	6,86	17
6,36	7,26	18
6,71		19
7,06		20
7,41		21



25/350  
25/400  
30/350  
40/350



You can find this product in our BP2 BIM library for architects and designers  
[www.bp2.eu/en/architects](http://www.bp2.eu/en/architects)



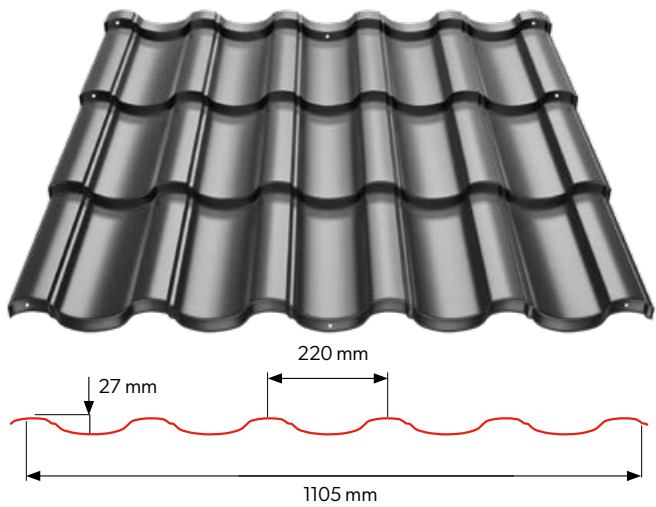
GAMMA - Technical information [mm]	
Effective width	1150
Overall width	1212
Sheet thickness	0,5
Profile overall height	45/50/60
Embossing height for module 350	25/30/40
Embossing height for module 400	25
Module length	min. 1160 max. 6110
Weight	~ 4,5 kg/m <sup>2</sup>
Length of an overlap when separating metal sheets	20
Roof angle	> 9°



25/350  
25/400  
30/350  
40/350




You can find this product in our BP2 BIM library for architects and designers  
[www.bp2.eu/en/architects](http://www.bp2.eu/en/architects)



STIGMA - Technical information [mm]	
Effective width	1105
Overall width	1194
Sheet thickness	0,5
Profile overall height	52/57/67
Embossing height for module 350	25/30/40
Embossing height for module 400	25
Module length	min. 1160 max. 6110
Weight	~ 4,5 kg/m <sup>2</sup>
Length of an overlap when separating metal sheets	20
Roof angle	> 9°

Symmetrical profile




The design of GAMMA tiles allows for installation in any direction (left or right).

3D shaped cut



GAMMA roof tiles are wave-shape cut so that the horizontal joints of the sheets are less visible.

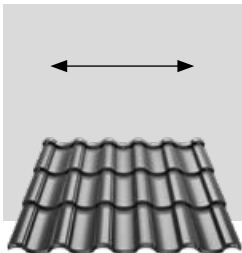
Pre-punched mounting holes



Pre-punched mounting holes on the vertical embossing enable the sheets to be fitted together quickly and tightly. Not only does it make installation easier, but it also speeds up the work considerably. Only for embossing height 30/40mm.

Number of modules		
Module 350 mm	Module 400 mm	Number of modules
0,37	0,42	1
0,72	0,82	2
1,07	1,22	3
1,42	1,62	4
1,77	2,02	5
2,12	2,42	6
2,47	2,82	7
2,82	3,22	8
3,17	3,62	9
3,52	4,02	10
3,87	4,42	11
4,22	4,82	12
4,57	5,22	13
4,92	5,62	14
5,27	6,02	15
5,62	6,42	16
5,97	6,82	17
6,32	7,22	18
6,67		19
7,02		20
7,37		21

Symmetrical profile



The design of STIGMA compact tiles allows for installation in any direction (left or right).

3D shaped cut



STIGMA roof tiles are wave-shape cut so that the horizontal joints of the sheets are less visible.

Pre-punched mounting holes



Pre-punched mounting holes on the vertical embossing enable the sheets to be fitted together quickly and tightly. Not only does it make installation easier, but it also speeds up the work considerably. Only for embossing height 30/40mm.

Number of modules		
Module 350 mm	Module 400 mm	Number of modules
0,37	0,42	1
0,72	0,82	2
1,07	1,22	3
1,42	1,62	4
1,77	2,02	5
2,12	2,42	6
2,47	2,82	7
2,82	3,22	8
3,17	3,62	9
3,52	4,02	10
3,87	4,42	11
4,22	4,82	12
4,57	5,22	13
4,92	5,62	14
5,27	6,02	15
5,62	6,42	16
5,97	6,82	17
6,32	7,22	18
6,67		19
7,02		20
7,37		21





# 7.

## RETRO SERIES

78. FINN RETRO

79. ALFA RETRO

80. GAMMA RETRO

81. STIGMA RETRO

82. OMEGA RETRO





RETRO SERIES is a line of cost-effective roof coverings in the form of sheets adapted to the roof design. The series consists of four tile profiles: FINN RETRO, ALFA RETRO, GAMMA RETRO, STIGMA RETRO and OMEGA RETRO.

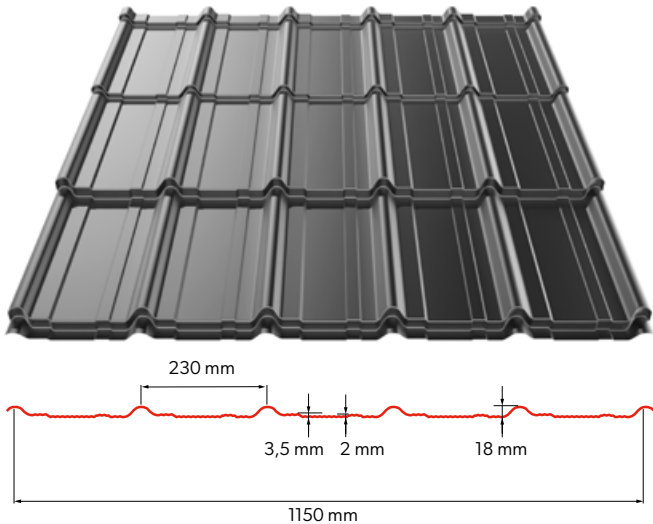
RETRO SERIES tiles are cut-to-size sheets that perfectly match the roof design. The economy of the product makes it an excellent solution for large-scale constructions. The embossing height of the RETRO SERIES profiles is 15 mm and the module length is 350 mm. The RETRO SERIES roof tiles are characterised by an extended eaves cut. The overlap at sheet division is 110 mm.

The most important features of RETRO SERIES roof tiles:

- Classic steel roof tiles cut to size.
- Available in a wide range of colors and coating types.
- Extended cut at the eaves.









FINN RETRO - Technical information [mm]	
Effective width	1150
Overall width	1190
Sheet thickness	0,5
Embossing height	15
Module length	min. 1700 max. 6110
Weight	~ 4,5 kg/m²
Length of an overlap when separating metal sheets	110
Roof angle	> 9°

OVERLAP




Symmetrical profile



Number of modules	
Module 350 mm	Number of modules
0,46	1
0,81	2
1,16	3
1,51	4
1,86	5
2,21	6
2,56	7
2,91	8
3,26	9
3,61	10
3,96	11
4,31	12
4,66	13
5,01	14
5,36	15
5,71	16
6,06	17
6,41	18
6,76	19
7,11	20




You can find this product in our BP2 BIM library for architects and designers  
[www.bp2.eu/en/architects](http://www.bp2.eu/en/architects)



ALFA RETRO - Technical information [mm]	
Effective width	1100
Overall width	1183
Sheet thickness	0,5
Embossing height	15
Module length	min. 1160 max. 6060
Weight	~ 4,5 kg/m²
Length of an overlap when separating metal sheets	110
Roof angle	> 9°

OVERLAP




Number of modules	
Module 350 mm	Number of modules
0,46	1
0,81	2
1,16	3
1,51	4
1,86	5
2,21	6
2,56	7
2,91	8
3,26	9
3,61	10
3,96	11
4,31	12
4,66	13
5,01	14
5,36	15
5,71	16
6,06	17
6,41	18
6,76	19
7,11	20



You can find this product in our BP2 BIM library for architects and designers  
[www.bp2.eu/en/architects](http://www.bp2.eu/en/architects)




GAMMA RETRO




Technical information [mm]	
Effective width	1150
Overall width	1212
Sheet thickness	0,5
Embossing height	15
Module length	min. 1160 max. 6060
Weight	~ 4,5 kg/m <sup>2</sup>
Length of an overlap when separating metal sheets	110
Roof angle	> 9°

OVERLAP




Symmetrical profile




Number of modules	
Module 350 mm	Number of modules
0,46	1
0,81	2
1,16	3
1,51	4
1,86	5
2,21	6
2,56	7
2,91	8
3,26	9
3,61	10
3,96	11
4,31	12
4,66	13
5,01	14
5,36	15
5,71	16
6,06	17
6,41	18
6,76	19
7,11	20

STIGMA RETRO




Technical information [mm]	
Effective width	1105
Overall width	1194
Sheet thickness	0,5
Embossing height	15
Module length	min. 1160 max. 6060
Weight	~ 4,5 kg/m <sup>2</sup>
Length of an overlap when separating metal sheets	110
Roof angle	> 9°

OVERLAP



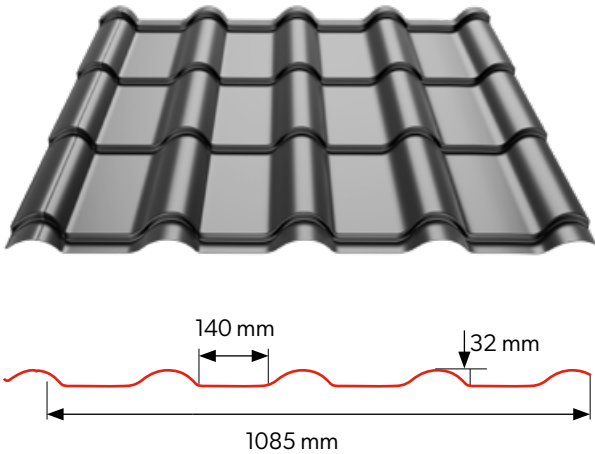
Symmetrical profile



Number of modules	
Module 350 mm	Number of modules
0,46	1
0,81	2
1,16	3
1,51	4
1,86	5
2,21	6
2,56	7
2,91	8
3,26	9
3,61	10
3,96	11
4,31	12
4,66	13
5,01	14
5,36	15
5,71	16
6,06	17
6,41	18
6,76	19
7,11	20








Technical information [mm]	
Effective width	1085
Overall width	1180
Sheet thickness	0,5
Embossing height	15
Module length	min. 1160 max. 5750
Weight	~ 4,5 kg/m²
Length of an overlap when separating metal sheets	150
Roof angle	> 9°

OVERLAP



Number of modules	
Module 350 mm	Number of modules
0,50	1
0,85	2
1,20	3
1,55	4
1,90	5
2,25	6
2,60	7
2,95	8
3,30	9
3,65	10
4,00	11
4,35	12
4,70	13
5,05	14
5,40	15
5,75	16
6,10	17
6,45	18
6,80	19
7,15	20
7,50	21







# 8.

## Steel gutter system **INGURI**

86. Advantages of the INGURI gutter system

88. Colour

90. Material

92. Components of the INGURI system

93. Technical information

104. INGURI gutter system trim

109. Trim colours



# Advantages of the INGURI gutter system



## PROTECTING YOUR HOME

The use of the right gutter system enables water to be drained efficiently from the roofing, which is crucial to its durability and functionality. It also protects the facade of the building from damage caused by excess water. The INGURI 125/87, 125/100 and 150/100 gutter system is a complete system manufactured from top-quality organic-coated steel or metallic-coated ALUZINC [AZ]. This system will effectively protect your home.



## RELIABLE TIGHTNESS

A connector with a stabiliser ensures there are no leakages in the system, even in extreme weather conditions. The gutter is completed with a universal cap with a gasket.



## EXCELLENT WATER DRAINAGE

INGURI gutters are considerably deeper than competing products, this design prevents water from overflowing outside the gutter, which occurs during heavy downpours. The INGURI system is made up of perfectly matching components, making the installation quick and easy.



## HIGH WEATHER RESISTANCE

The 0.6 mm thick sheet metal used for INGURI gutter systems is coated with an organic layer. The coating has a very high resistance to atmospheric factors and mechanical damage, as well as to the effects of solar radiation (UV) responsible for the loss of colour. INGURI systems are also manufactured from ALUZINC [AZ] 185 sheets with an additional Easyfilm® polymer coating on both sides.

## NOVELTY - TRIM

The INGURI universal trim system is an aesthetically pleasing finishing made from a material that corresponds to the roof slope or façade. They combine the advantages of a face, soffit, gutter strip and fascia covers, making them more attractively priced while requiring less storage space.



## PEACE OF MIND FOR YEARS

The INGURI system is covered by a 30-year manufacturer's guarantee. This long guarantee period is ensured by the high quality of the input material and the manufacturer's many years of experience. Thanks to the use of materials with the highest technical parameters, we place in the hands of our customers a product that provides peace of mind for many years.



## SIMPLE INSTALLATION

Ergonomic gutters protect the façade from dripping water.



## INGURI IN TRANSPORT

Long elements are covered with a dedicated foil to protect them from scratching during transport. In addition, the gutters are placed in a plastic sleeve, the purpose of which is to effectively isolate and protect against dirt. The transport of the gutters is carried out in a specially prepared vehicle equipped with appropriate support, thus guaranteeing the safety of the material.



## WIDE RANGE OF COLOURS

The complete INGURI gutter system includes a wide range of colour options, thanks to which the gutter system can be matched to almost any type of roof and façade. The right choice of a gutter system guarantees a flawless effect and finish.



## COMPREHENSIVE OFFER

By purchasing the complete roof covering, you can tailor the INGURI gutter system to your needs.



- Dark graphite  
RAL 7016
- Graphite  
RAL 7024
- Brick  
RAL 8004
- Chocolate brown  
RAL 8017
- Dark brown  
RAL 8019
- White\*  
RAL 9002
- Black  
RAL 9005
- Silver\*  
RAL 9006
- Red  
RAL 3011

! \* RAL 9002 and RAL 9006 colours are only available for the INGURI 150/100 system.

! \*\* The UTK 33 colour is only available for the INGURI 125/87system.

# COLOUR [RAL]

INGURI gutters are manufactured from sheet metal based on a hot-dip galva- nised material which, after chemical cleaning and passivation, is coated multiple times with an anti-corrosive and decorative organic coating. The thickness of the sheet is 0.6 mm, while the organic layer is made of a material with very high resistance to atmospheric conditions, mechanical damage and the effects of solar radiation (UV) responsible for the discolouration.

# INGURI MAT [UTK]

A nature-inspired, double-sided coating with a thickness of 35 µm that has very high corrosion and UV resistance (RC4/RUV4). The matt coating with a grained structure, is free of chromium and heavy metals and, as an environmentally friendly product, is recyclable.

Black matt\*\*  
UTK 33

# ALUZINC [AZ 185]

It is a steel sheet coated on both sides with an aluminium-zinc alloy in a process similar to hot-dip galvanising. As a result, it meets the most stringent require- ments for sheet metal resistance to atmospheric corrosion and corrosion in humid environments. It additionally has a protective Easy-film® polymer coating.

ALUZINC

Kod	Coating thickness	Thickness of metallic coating	Corrosion resistance	UV resistance	Warranty period (years)
RAL	35 µm	275 g/m²	RC4	RUV3	30
UTK	35 µm	275 g/m²	RC4	RUV3	30
AZ	not appli- cable	185 g/m²	RC3	not applicable	15

! Printing technology does not allow for accurate colour rendering, so the colours shown are indicative and may therefore differ from the actual colours.

! Detailed warranty conditions are set out in the warranty card.



# Material

The suppliers of the material for the INGURI gutters are renowned steel corporations, providing the highest quality steel in the form of ALUZINC [AZ] sheets - galvanised and coated - which are the input material for the production of the gutters.

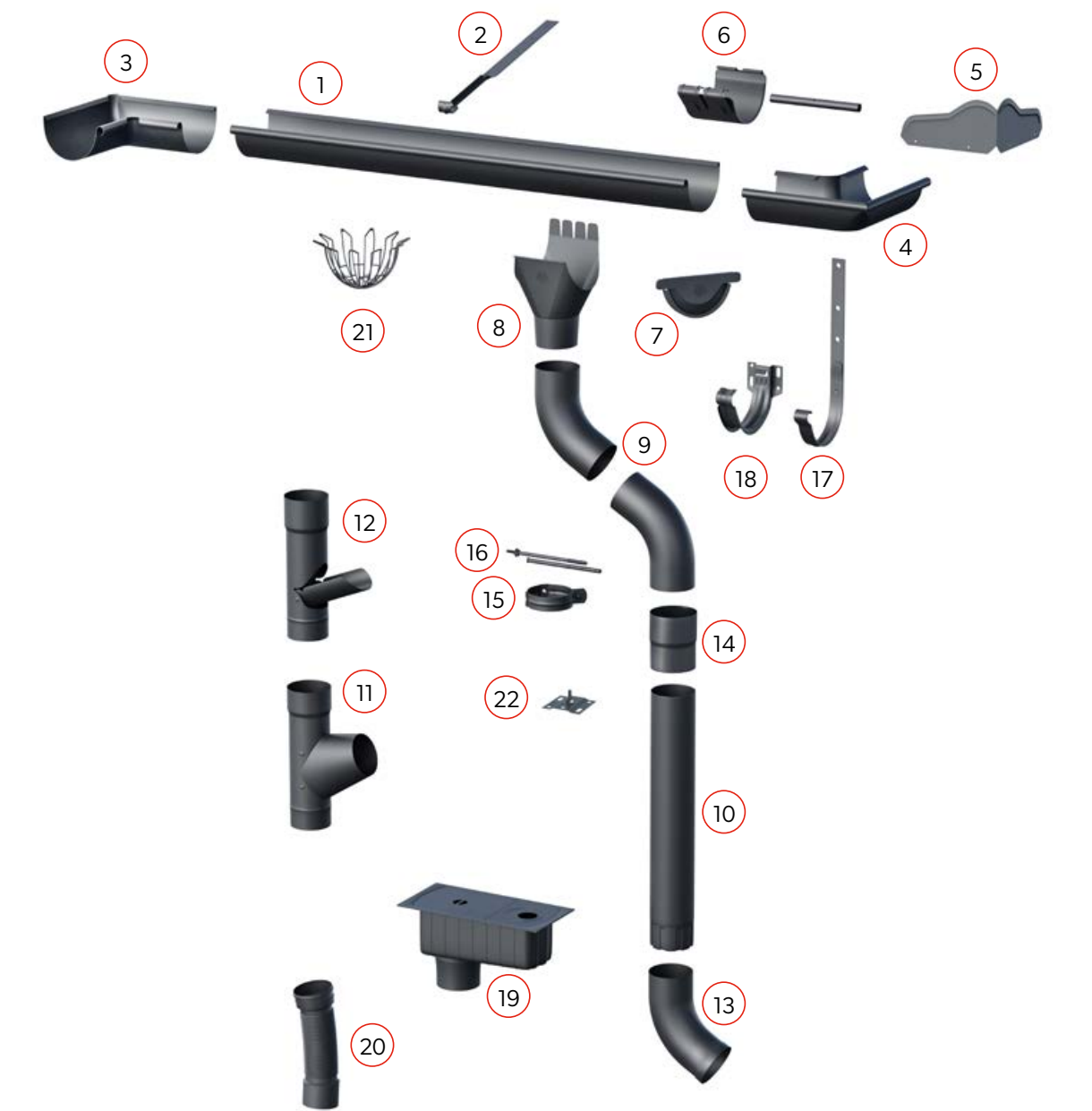
Careful selection of the supplier of the material has a major impact on the product's quality and durability. This is reflected in its resistance to corrosion and discolouration. This is why INGURI gutter systems are covered by a long-term guarantee.



INGURI's state-of-the-art gutters are manufactured at a production facility in Košice, Slovakia.

In Košice, in the centre of a technological park, an innovative solution in the field of building infrastructure is being developed. INGURI gutters set new standards for rainwater drainage; they are produced in a European factory equipped with advanced technology.

# Components of the INGURI system



1	Gutter
2	Gutter support
3	Inner corner
4	Outer corner
5	Corner cover
6	Gutter connector
7	Gutter end cap
8	Gutter outlet

9	Drain pipe elbow
10	Drain pipe
11	Tee pipe
12	Cleanout
13	Spout
14	Sleeve
15	Pipe clamp
16	Dowel for screw clamp

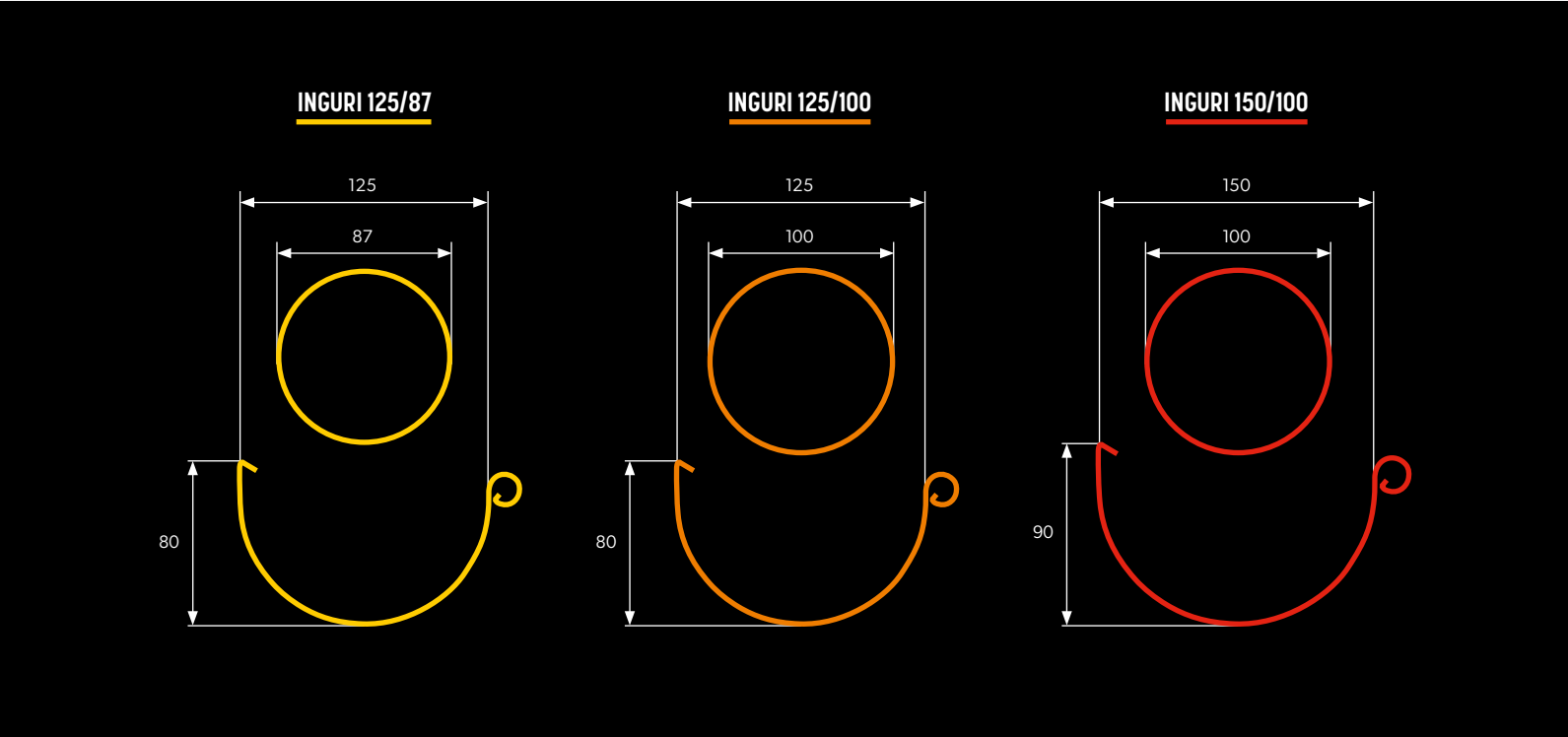
17	Top rafter hooks
18	Face hook
19	Universal settling tank „BUT”
20	Flexible elbow „BUT”
21	Basket for the drain
22	Clamp holder for sandwich panel

# Technical information

The use of the right gutter system allows water to be drained efficiently from the roofing, which is crucial to its durability and functionality. It also protects the façade of the building from damage caused by moisture.

The INGURI 125/87, 125/100 and 150/100 systems are complete gutter systems, manufactured from top quality steel coated on both sides. All components of the systems have been designed to ensure correct fit and easy and quick installation.

The shape and depth of the gutters ensure effective drainage even during heavy and prolonged rainfall.



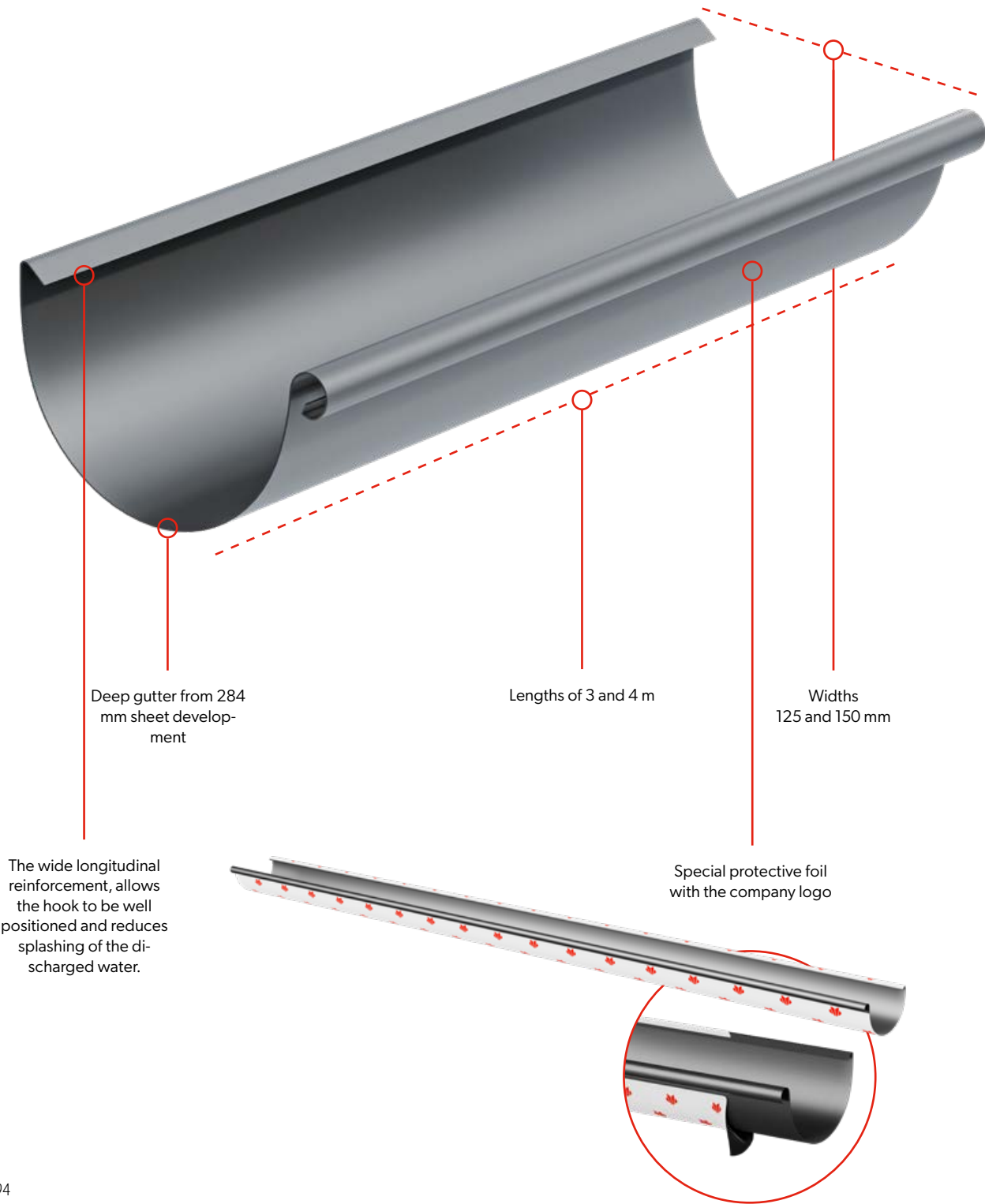
# Performance table

Positioning of the downpipe	INGURI 125/87	INGURI 125/100	INGURI 150/100
	110 m²	110 m²	150 m²
	220 m²	220 m²	300 m²



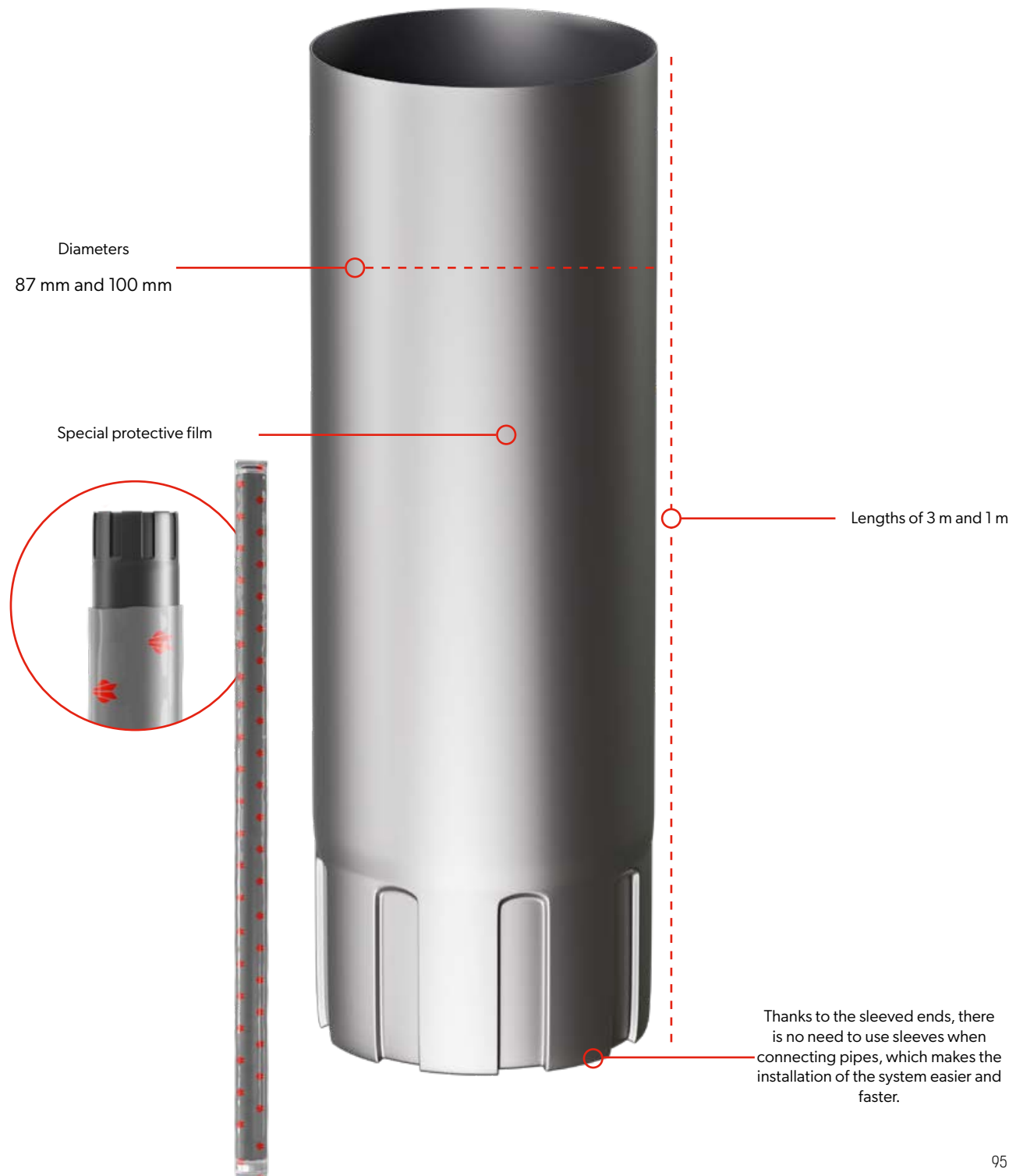
# Gutter

The shape of INGURI gutters has been specially designed to ensure high efficiency in water drainage. They feature great depth and an appropriate profile, which makes their performance comparable to popular 135 systems. We manufacture the gutters in standard lengths of 4 and 3 meters. The gutters are packed in sets of 5 pieces in dedicated protective sleeves that prevent contamination.




# Drain pipe

INGURI system downpipes have a cross-section of 87 mm and 100 mm. Standard pipe lengths are 3 m and 1 m. Fixing to the façade is carried out using dedicated clamps to ensure adequate distance from the building wall. The specially coupled ends allow the pipes to be quickly installed on high buildings without the need for additional couplers.



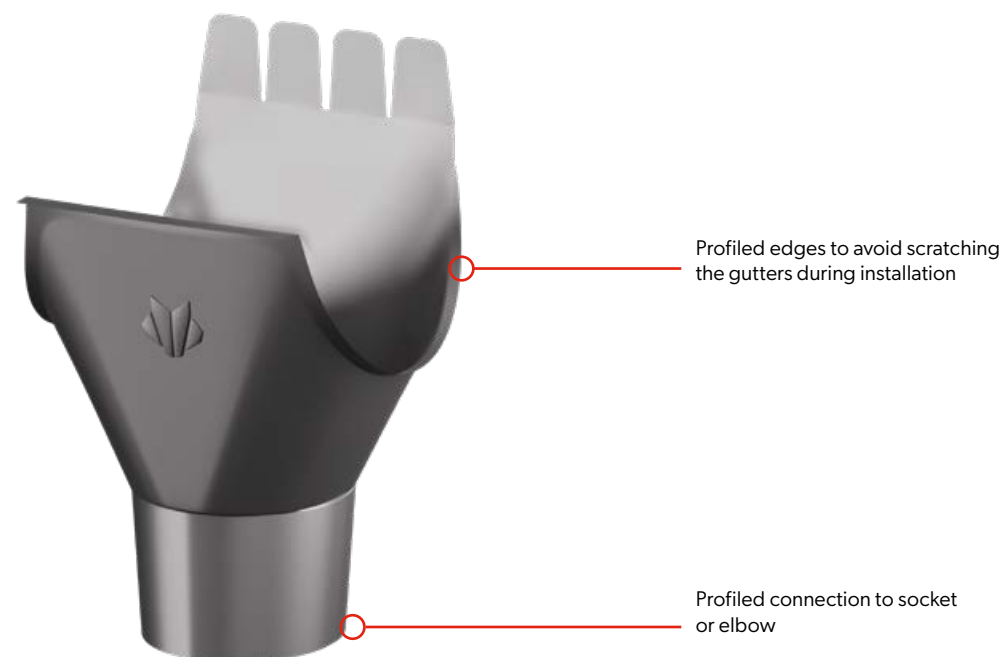
## Gutter connector

The individual gutter sections or the gutter and corner are connected with a dedicated connector. INGURI systems are equipped with a two-link (wide) connector to ensure a strong and durable connection with fast and simple installation. It is the only gutter connector available on the market made of 0.8 mm sheet metal with a slip seal. The connector is equipped with a stabiliser as standard, which additionally stiffens the joint.




## Gutter drain

The drain collects water from the gutters and directs it to the downpipe. The design and proper installation of this component greatly affects the functionality of the entire drainage system. The gutter drain of the INGURI systems is very well fitted to the other elements, ensuring a tight and solid installation. Available versions: 125/87, 125/100, 150/100.



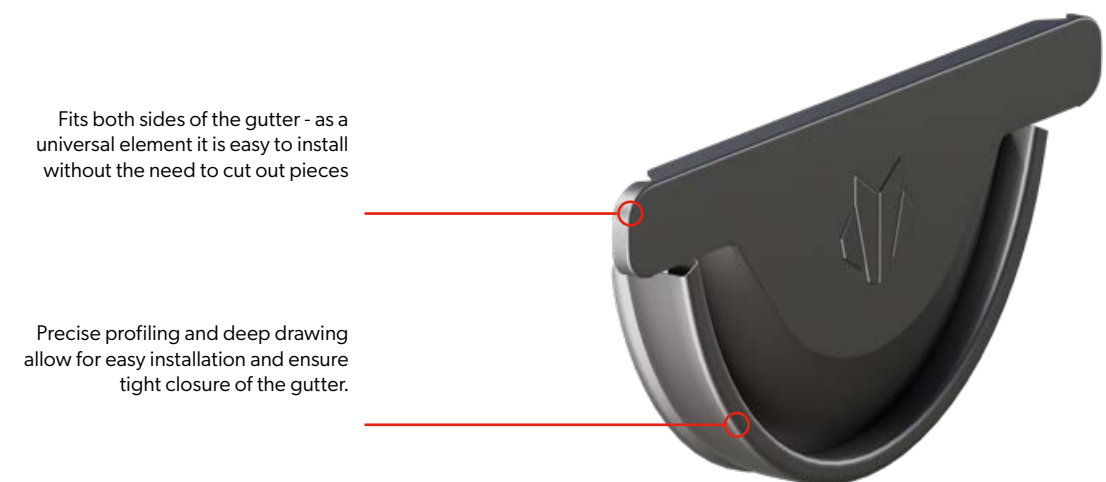
## Outer/inner corner

An aesthetically pleasing and functional connection of the gutters in the corners of the building is ensured by the corners. Our range includes external and internal corners with a standard 90° angle, as well as versions with a 135° angle.



## Gutter end cap

A component used to close a gutter at its ends. The offered cap has a large depth and fits on both sides of the gutter.





# Face hook 125/150

A face hook is a gutter fixing element fitted to the eaves fascia board.



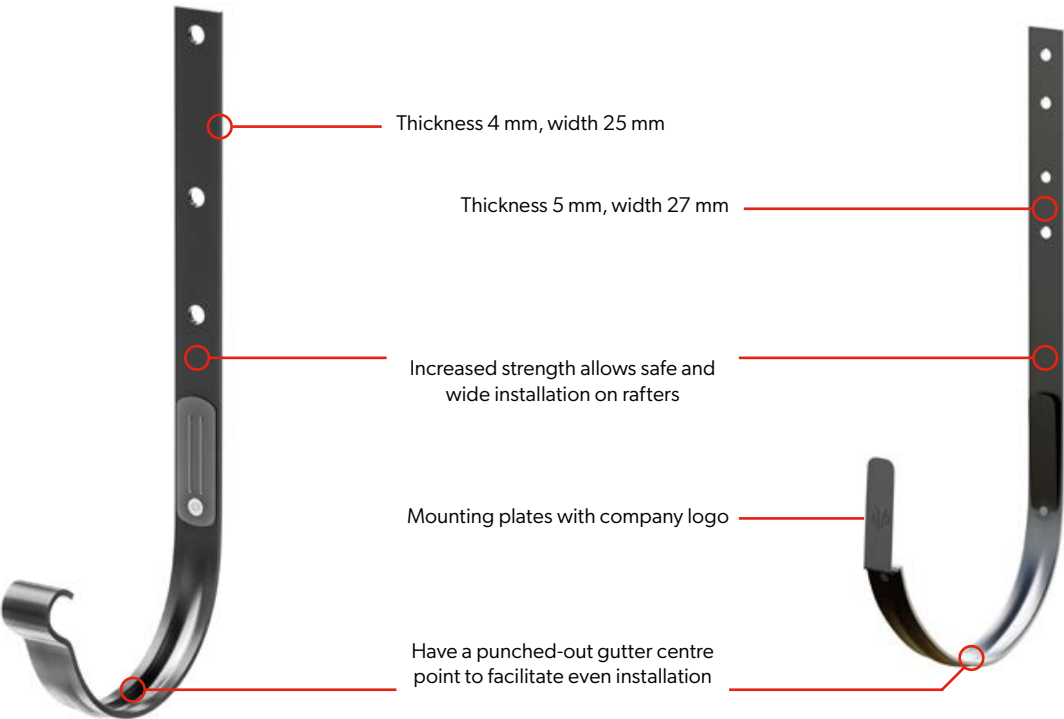
# Elbow 63° 87/100

It allows the system elements to be adapted to different roof and façade shapes. The product offered is profiled at an angle of 63°.



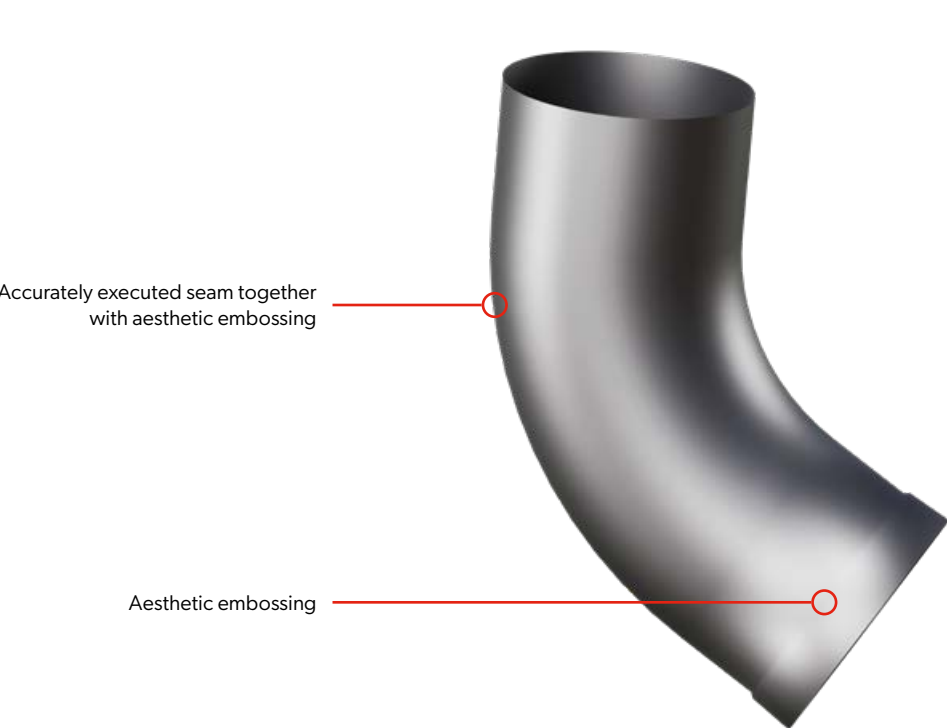
# Roof hook 125/150

The rafter hook is mounted directly to the rafters of the roof. Available in two sizes: 125 mm made of 4 mm thick, 25 mm wide strip and 150 mm made of 5 mm thick, 27 mm wide strip.




# Spout 87/100

The starting element of the gutter system is the spout, which carries the water away from the downpipe. The product on offer has an angle of 63° and a cross-section of 87 or 100 mm.



# Sleeve

The downpipes are connected by means of a socket. The careful workmanship of this element means that there is no risk of leakage at the connection point.



# Cleanout 87/100


This element retains and enables the removal of debris that falls into the downpipe with the water, such as leaves, feathers, small branches. This helps to maintain the patency of the system and, as a result, its full functionality.

Used as a system cleaner with an integrated strainer or as a rainwater catcher



# Screw clamp 87/100

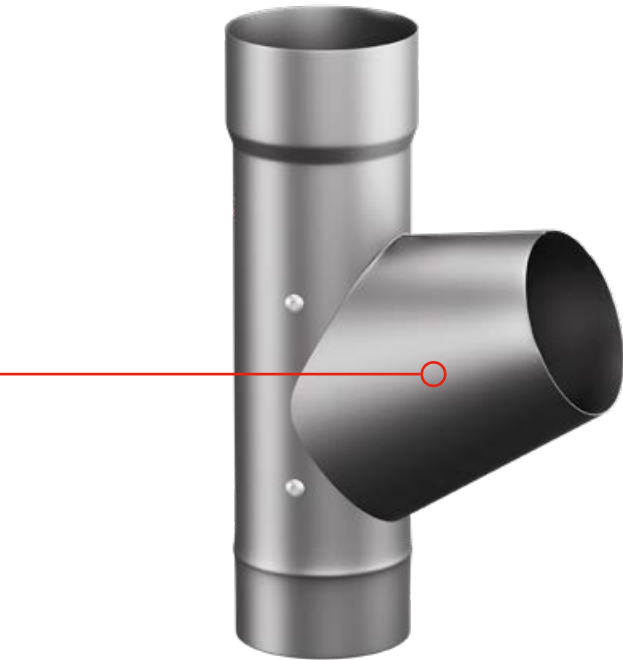
Our range includes clamps fitted with special mounting holes suitable for a dedicated double-threaded long sleeve connector.



# Tee 63° 87/100

If it is necessary to drain water from two downpipes into one downpipe, a specially adapted tee can be used. The T-piece is available in 87 mm and 100 mm sizes.

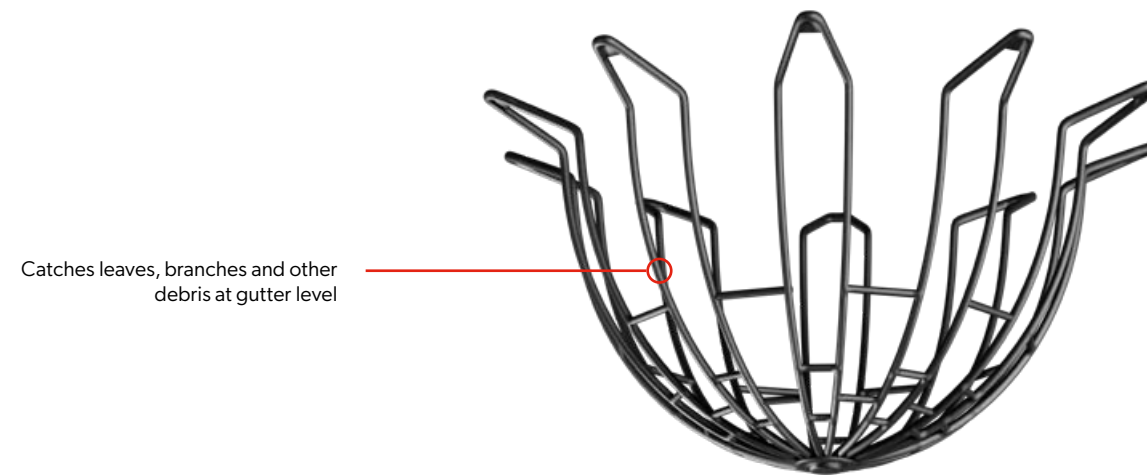
The tee has an adjustable end to suit the angle of the downpipe





## Basket for the drain

Effectively traps leaves, branches and other debris that may block the free flow of water into the downpipes - very easy to install.



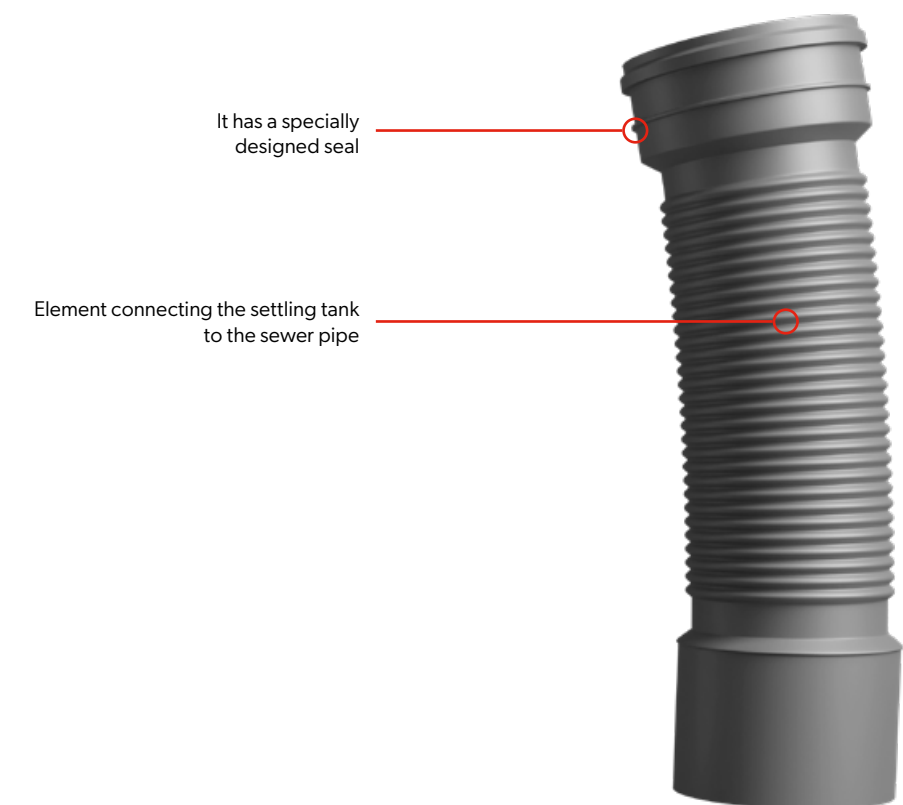
## Universal settling tank BUT

The horizontal gutter skimmer, for trapping waste from the roof, additionally features a storm flap. The BUT gutter trap is available in 4 colours.



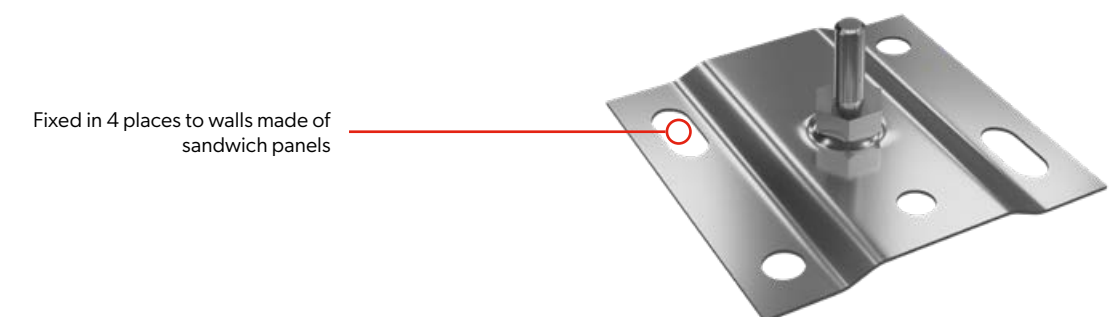
## Flexible elbow „BUT“

It is used to connect the settling tank to the 110 sewer pipe.



## Clamp holder for sandwich panel

Used for the installation of downpipe clamps on the sandwich panel, fixed in 4 places. Colours matched to the INGURI range.



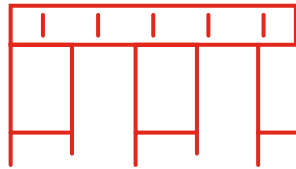
# INGURI gutter system trim

The INGURI universal trim system offers aesthetic coverings made of material that matches the roof surface or façade. It combines the advantages of fascia trim, soffit trim, under-gutter flashing, and soffit panels, making it more cost-effective and requiring less storage space. The versatility of our trims allows them to be applied in three solutions: façade system, eaves system, and eavesless system – without the need for dedicated components.

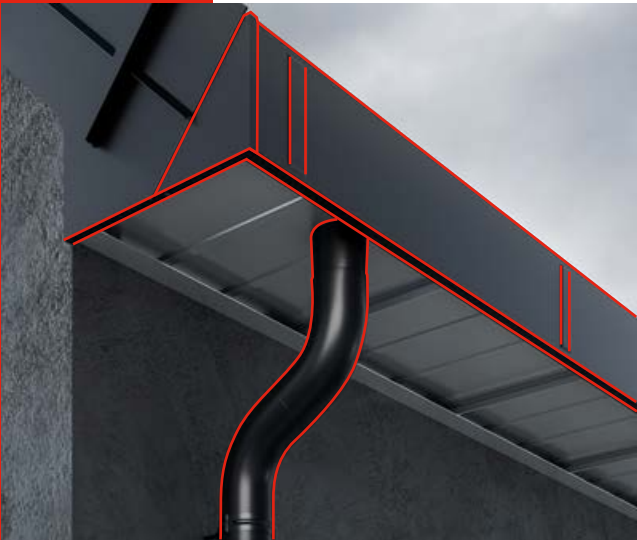
The INGURI downpipe trim is the only solution on the market that covers downpipes in cases where the investor is concerned about integrating them into the insulation. INGURI trims are dedicated to the INGURI 125/87 and 125/100 gutter systems.



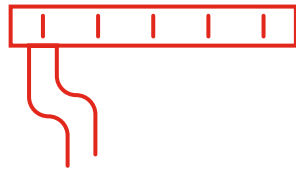
## FACADE SYSTEM



In this solution, the gutter trim is used with three dedicated components: trim brackets, universal end caps, and cornice flashing, which additionally protects the building's insulation. The façade trim system safeguards the insulation against potential leakage at gutter joints thanks to the inclusion of an under-gutter flashing in its design. The gutter system is equipped with a stabilizing rubber reducer that allows connection of the gutter outlet to a 110 mm diameter drainage pipe.



## STEM WITH EAVES



The trim features a "J" profile in its construction, allowing the installation of various types of soffit panels. The illustration presents the suggested solution with the Lambda 2.0 panel available in the BP2 offer.



## EAVELESS SYSTEM



This is the only solution on the market where both gutters and downpipes are covered. The construction of both trims ensures a perfect fit. An additional feature of the downpipe trims is the possibility of easy disassembly, as they have special embossing that enables potential servicing.

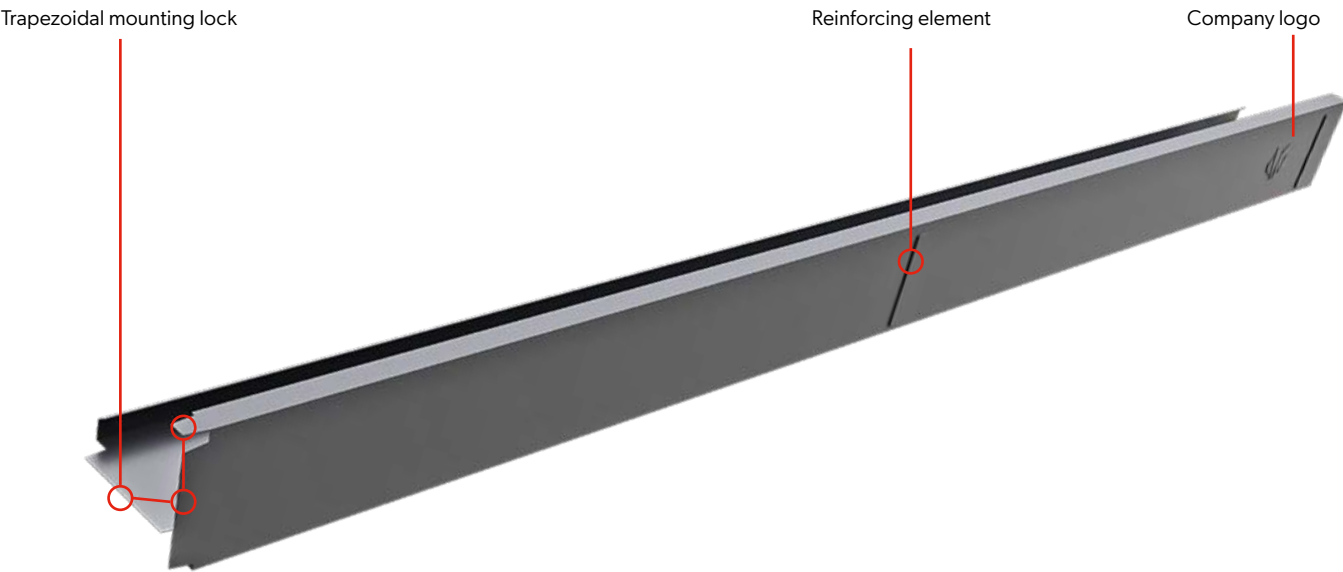


# INGURI trim elements



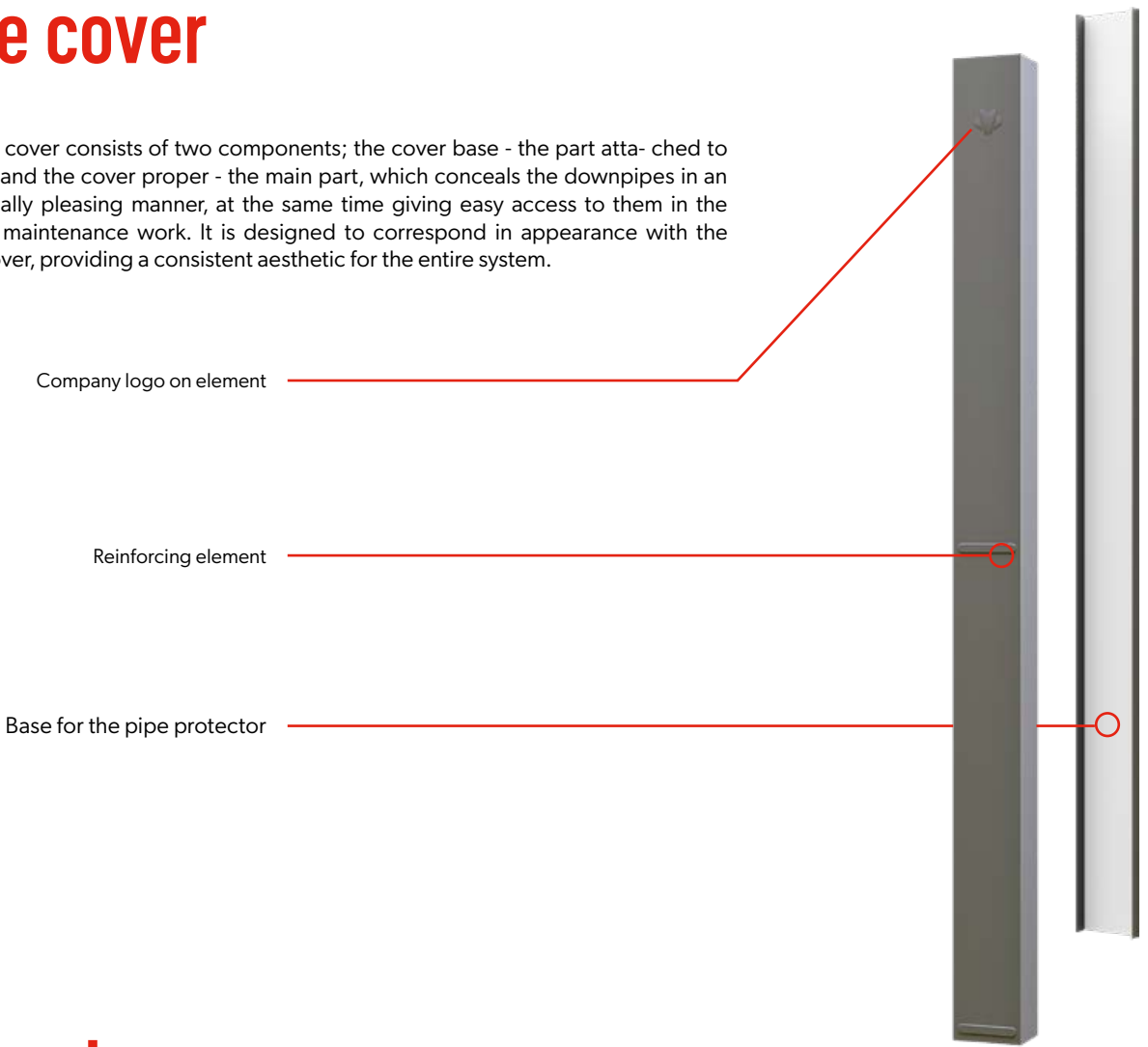
# Gutter cover

The 185 cm long universal cover is a product that replaces standard butt, soffit, gutter strip and soffit, combining the features of all these products. The customer gets a cheaper, equally effective solution that involves less storage space. The cover is fitted with a specially designed trapezoidal mounting lock, which stabilises the covers and minimises the ripple effect. The lower part is a ribbed gutter strip that replaces the soffit. In addition, it allows the flexibility of choosing a different soffit, which is easily fitted to the lower ,C' profile in the cover. The cover has been specially reinforced to provide adequate protection.



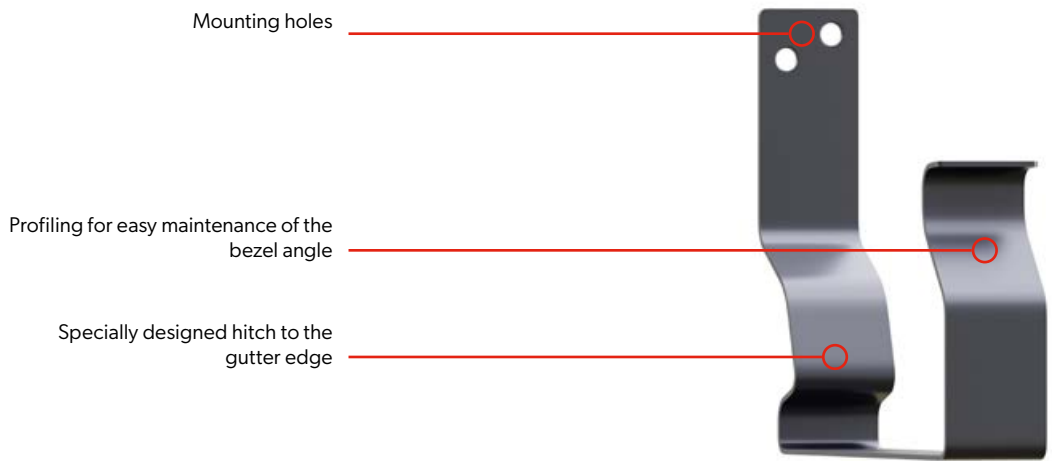
# Pipe cover

The pipe cover consists of two components; the cover base - the part attached to the wall, and the cover proper - the main part, which conceals the downpipes in an aesthetically pleasing manner, at the same time giving easy access to them in the event of maintenance work. It is designed to correspond in appearance with the gutter cover, providing a consistent aesthetic for the entire system.



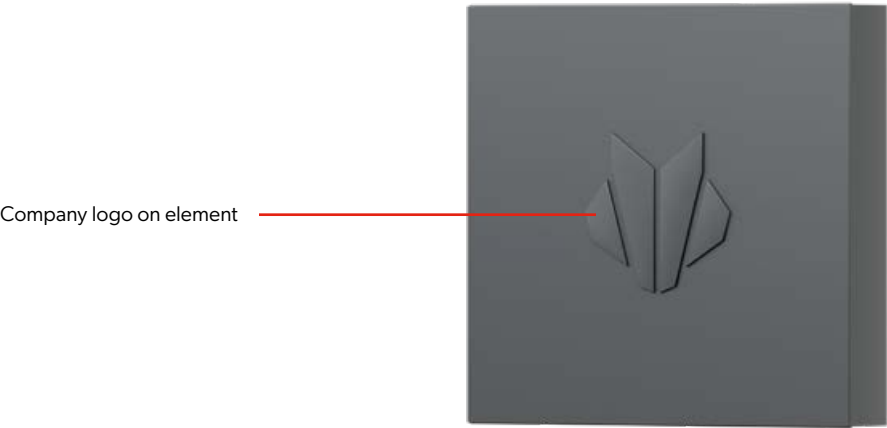
# Cover hanger

The cover hanger is a stabilising structural element that is installed at 1 metre intervals. Its design allows for perfect vertical alignment of the cover. The hanger is equipped with a specially designed vulcanised hanger so that installation is non-invasive and allows easy connection to the cover.




# Covering cap

The covering cap allows all components of the gutter system to be finally concealed, under the cover. Simple assembly ensures that the covering tube is closed quickly and without problems.



# Inner/outer corners

The external and internal corners allow the trim elements to be connected in an aesthetically pleasing way at the junction of two roof slopes or at the corners of the roof. They are made of high-quality material, which makes them aesthetically pleasing and durable.



# Trim colours

The ULTIMAT coating with its grained structure, inspired by nature, is free of chromium and heavy metals and, as an environmentally friendly product, is recyclable. Sheet metal coated with the flexible ULTIMAT coating can be profiled at extremely low temperatures. The coating is 35 µm thick and has very high corrosion and UV resistance (RC4/RUV4).

The excellent resistance to abrasion, mechanical damage and sunlight makes products with this coating look fresh and elegant even after years of use.

Code	Paint coating thickness	Corrosion resistance	UV resistance
ULTIMAT [UTK]	35 µm	RC4	RUV4

## ULTIMAT [UTK]



UTK 24



UTK 33



UTK 11 \*



UTK 23 \*



UTK 27 \*



UTK 28 \*



UTK 31 \*



UTK 32 \*



UTK 750 \*



\* UTK colours available on request.



Printing technology does not allow for faithful colour rendition, so the colours shown are approximate and may differ from actual colours.







# 9.

## Flashings & accessories

112. New flashings


114. Flashings

118. Accessories

New flashings




Wind Brace ADAPT  
- NEW



Sheet thickness	0.5 mm
Width	550 mm
Height	240-320 mm



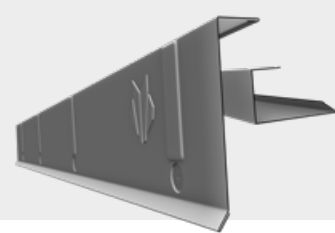
Wind Brace ADAPT  
- NEW



Sheet thickness	0.5 mm
Width	550 mm
Height	240-320 mm




Wind Brace III  
- NEW



Sheet thickness	0.5 mm
Width	2000 mm
Coverage height / total	140 mm / 150 mm




Wind Brace II  
- NEW



Sheet thickness	0.5 mm
Width	2000 mm
Coverage height / total	140 mm / 150 mm



Wind Brace II  
- NEW



Sheet thickness	0.5 mm
Width	2000 mm
Coverage height / total	140 mm / 150 mm




AIR ridge tile  
- NEW



Sheet thickness	0.5 mm
Width	1088 mm
Height	85 mm




Valley gutter  
- NEW



Sheet thickness	0.5 mm
Width	2000 mm
Height	95 mm



Valley gutter  
- NEW




Sheet thickness	0.5 mm
Width	2000 mm
Height	95 mm



Flashings




Sheet thickness	0.5 mm
Width	2000 mm
Height	75 mm




Sheet thickness	0.5 mm
Width	1950 mm
Height	75 mm




Sheet thickness	0.5 mm
Width	220 mm
Height	80 mm




Sheet thickness	0.5 mm
Width	2000 mm
Height	90 mm




Sheet thickness	0.5 mm
Width	2000 mm
Height	75 mm



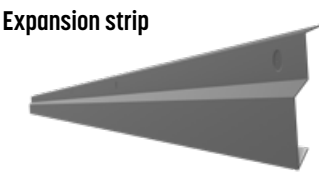

Sheet thickness	0.5 mm
Width	2000 mm
Height	109 mm



Sheet thickness	0.5 mm
Width	2000 mm
Height	155 mm



Sheet thickness	0.5 mm
Width	2000 mm
Height	125 mm



Sheet thickness	0.5 mm
Width	2000 mm
Height	65 mm



Sheet thickness	0.5 mm
Width	2000 mm
Height	135 mm




Sheet thickness	0.5 mm
Width	2000 mm
Height	26 mm



Sheet thickness	0.5 mm
Width	120 mm
Height	49 mm




Roof panel connector



Sheet thickness	0.5 mm
Width	500 mm
Height	120 mm



Eaves strip




Sheet thickness	0.5 mm
Width	2000 mm
Height	20 mm



Drip edge



Sheet thickness	0.5 mm
Width	2000 mm
Height	120 mm



Universal verge trim / wind brace extension



Sheet thickness	0.5 mm
Width	2000 mm
Height	190 mm



Snow guard



Sheet thickness	0.5 mm
Width	196 mm
Height	70 mm

BP2 Brand is continuously developing and tailoring their products to the needs of their customers. Hence, we have updated our flashings offer that saves installation time on the roof and ensures solid execution as well as highest aesthetics. Their professional installation is the key to the success of roofing details crafted with diligence.



BP2 - Flashings, details, advantages, dimensions.  
Scan the code and learn more.





Clamping systems



**Farmer Screws** - Self-drilling screws with EPDM washer for Clamping systems of sheet metal, tin roofing and flashings to wood substrate. Farmer type screw with TX socket.



**Farmer Screws** - Self-drilling screws with EPDM washer for Clamping systems of sheet metal, tin roofing and flashings to wood substrate. Farmer type screw.



**Self-drilling screws** - Self-drilling screw for Clamping systems thin sheets overlapping.



**Clamping screws** - Self-tapping screw for Clamping systems of steel elements to profiles and overlapping connection of steel elements.



**Sandwich panel screws** - Self-drilling screw with EPDM aluminum washer for Clamping systems of sandwich panels to steel substrate.

CLAMPING SYSTEMS	Dimensions	unit
	[mm]	
Farmer Screws	4,8 x 19	250 pcs
Farmer Screws	4,8 x 35	250 pcs
Farmer Screws	4,8 x 55	200 pcs
Farmer Screws TORX	4,8 x 35	250 pcs
Self-drilling screws max. 3,0 mm	4,8 x 19	250 pcs
Self-drilling screws max. 5,0 mm *	5,5 x 25	250 pcs
Self-drilling screws max. 12,0 mm *	5,5 x 32	250 pcs
Clamping screws L	4,2 x 32	500 pcs
* Product available on request.		

Roof communication systems



**Roof Chimney sweep bench** - Chimney sweep bench. With a large, non-slip surface. Available in lengths from 0,4 to 3,0 m. Safe width - 250 mm.systems




**Chimney step** - Roof step is one of the components of the communication system on the sloping roof. It consists of a solid mounting part, a non-slip surface for the footing and a handle.




**Snow fence** - Snow fence system is a stable and effective solution to protect against sliding from the roof masses of snow.

ROOF COMUNICATION SYSTEMS	unit
Snow fence 2,0 m	pcs
Snow fence pipe LAMBDA 2.0 / IZI 2,0 m	set
Snow fence bracket for trapezoidal metal sheets	pcs
Snow fence bracket for metal roofing tiles	pcs
Fence bracket for IZI modular tiles	pcs
Chimney sweep bench 0.40 m	pcs
Chimney sweep bench 0.60 m	pcs
Chimney sweep bench 0,80 m	pcs
Chimney sweep bench 1,00 m	pcs
Chimney sweep bench 2,0 m	pcs
Chimney sweep bench 3,0 m	pcs
Step bracket	pcs
Bench/footing bracket for trapezoidal sheet metal	pcs
Bench/footing bracket for tin plates	pcs
Step for chimney sweep	pcs
Wall bench bracket	pcs
Step bracket	pcs


Seal systems and ventilation chimneys




**Profiled gasket** - Profiles shaped to mimic the corresponding roofing profile with holes are designed to protect gaps in roofs.



**Ridge Tape** - Vapor-permeable ridge tape is used to seal and ventilate the ridge.




**Roofing silicone** - Plastic-flexible, one-component rubber roofing putty for sealing flashing.




**Vent stack** - Vent chimneys are used as an element that terminates the gravity ventilation line in buildings - they are an alternative to masonry ventilation chimneys.

SEAL SYSTEMS AND VENTILATION CHIMNEYS	Dimensions	unit
	[mm]	
Profile gasket. ALFA, T14, T18, T18 ECO ridge	~ 1000	pcs
Profile gasket. ALFA, T14, T18, T18 ECO set	~ 1000	set
Profile gasket. FINN, STIGMA, HETA, GAMMA/ZET, BAVARIA ridge profile gasket	~ 1000	pcs
Profile gasket. FINN, STIGMA, HETA, GAMMA/ZET, BAVARIA set	~ 1000	set
Profile gasket. T35, T35 ECO, T55, T60 ridge	~ 1000	pcs
Profile gasket. T35, T35 ECO, T50, T55 set	~ 1000	set
Profile gasket. T60 set	~ 1000	set
Wedge seal	1000	pcs
Wedge seal - expanding PURS	1000	pcs
ALU ridge tape	240 mm x 5 mb	m
Roofing silicone	280 ml	pcs
Ventilation chimney for tile, ZET - uninsulated	Ø 125	pcs
Ventilation chimney for tile roof, ZET - insulated	Ø 125	pcs
Ventilation chimney for trapezoidal sheet metal - uninsulated	Ø 125	pcs
Ventilation chimney for trapezoidal sheet metal - insulated	Ø 125	pcs
Ventilation chimney for IZI modular roofing tile	Ø 110	pcs


Foils, membranes, lacquers and skylights



**Membranes** - Roof membranes are used as a layer of initial covering under sloped roofing. They prevent precipitation suspended there from getting into the thermal insulation and roof structure: rain and snow.



**Paints and varnishes** - Matching varnishes are used to protect cut edges and any damage to the covering film caused during installation.



**Paints and Skylights** - Profiled polycarbonate sheets for roofing and walls. They are characterized by exceptional strength properties - excellent transparency, shape retention at high temperatures and impact resistance.- Matching varnishes are used to protect cut edges and any damage to the covering film caused during installation.

FOILS, MEMBRANES, LACQUERS AND SKYLIGHTS	Dimensions	unit
BP2 Protect 100 g membrane	1,6 m x 50 m	m <sup>2</sup>
BP2 Protect 120 g membrane	1,6 m x 50 m	m <sup>2</sup>
BP2 Protect membrane 140 g	1,6 m x 50 m	m <sup>2</sup>
Roof screen - 265 g	1,6 m x 25 m	m <sup>2</sup>
Spray-on touch-up paint	150 ml	pcs
Repair paint can	200 ml	pcs
Skylight T18 ECO Total width 1.169 m Length 3 m	3,507	total square meter
Skylight T18 Overall width 1,117 m Length 3 m	3,351	total square meter
Skylight T35 Overall width 1,105 m Length 3 m	3,315	total square meter





# 10.

## Trapezoidal sheets

124. T7, T14

125. T18, T18 ECO

126. T35, T35 ECO

127. T50, T55

128. T60, T80

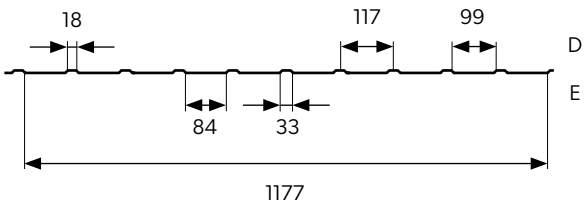

129. T130, T135-930

130. T135-950, T153

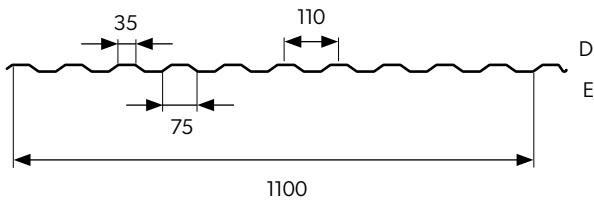
131. T160, T200



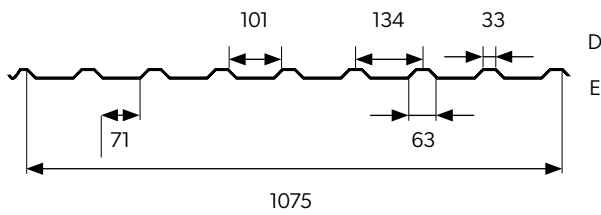

Technical parameters [mm]	
Effective width	1177
Overall width	~1210
Profile height	7,0
Sheet thickness	0,5–1,0
Maximum sheet length	6000



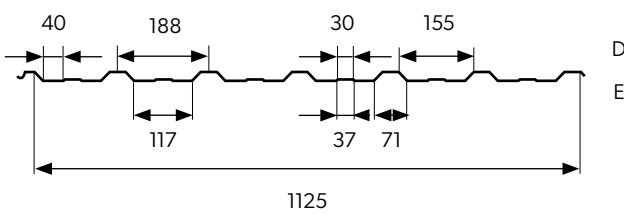
Technical parameters [mm]	
Effective width	1100
Overall width	~1161
Profile height	13
Sheet thickness	0,5–1,0
Maximum sheet length	8000



Technical parameters [mm]	
Effective width	1075
Overall width	~1125
Profile height	17
Sheet thickness	0,5–1,0
Maximum sheet length	12 000



Technical parameters [mm]	
Effective width	1125
Overall width	~1173
Profile height	17
Sheet thickness	0,5–1,0
Maximum sheet length	12 000



We offer perforation of trapezoidal sheets. Details (shape, size, hole pattern, etc.) are agreed individually with the sales department.  
**For more information, see page 182.**



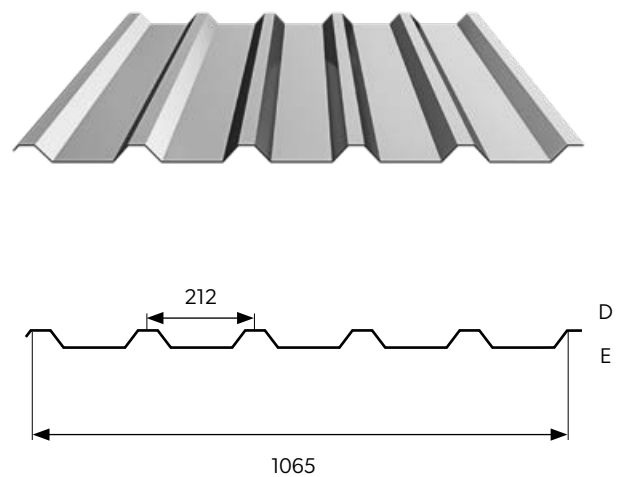
You can find this product in our BP2 BIM library for architects and designers  
**[www.bp2.eu/en/architects](http://www.bp2.eu/en/architects)**





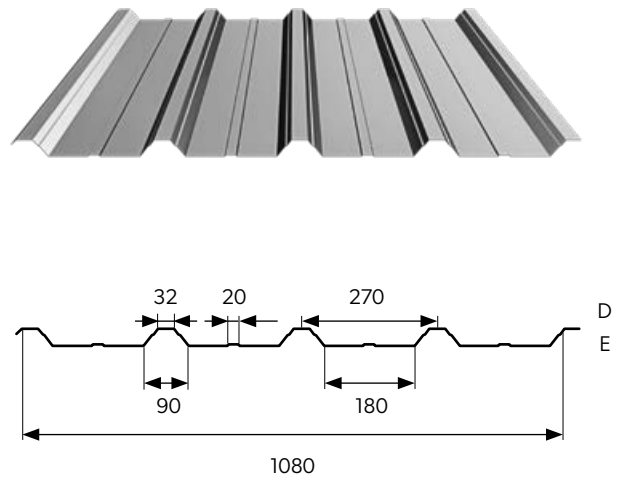
T35

Technical parameters [mm]	
Effective width	1065
Overall width	~1106
Profile height	34
Sheet thickness	0,5–1,0
Maximum sheet length	12 000



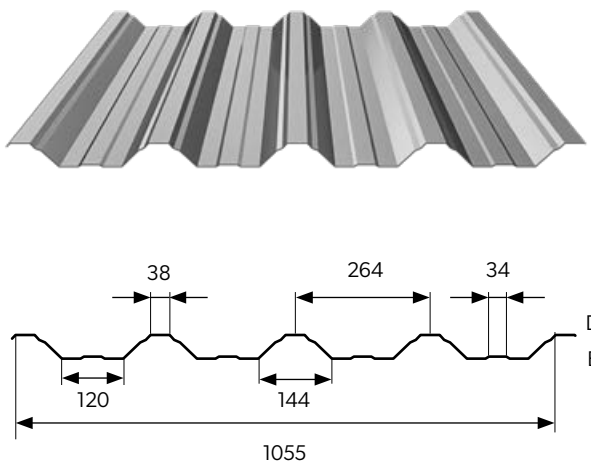
T35 ECO

Technical parameters [mm]	
Effective width	1080
Overall width	~1120
Profile height	34
Sheet thickness	0,5–1,0
Maximum sheet length	12 000



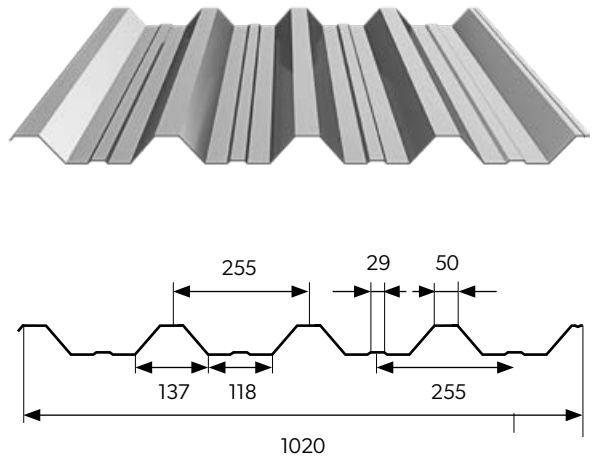
T50

Technical parameters [mm]	
Effective width	1055
Overall width	~1100
Profile height	47
Sheet thickness	0,5–1,0
Maximum sheet length	12 000



T55

Technical parameters [mm]	
Effective width	1020
Overall width	~1054
Profile height	53
Sheet thickness	0,5–1,0
Maximum sheet length	12 000



We offer perforation of trapezoidal sheets. Details (shape, size, hole pattern, etc.) are agreed individually with the sales department.  
**For more information, see page 182.**

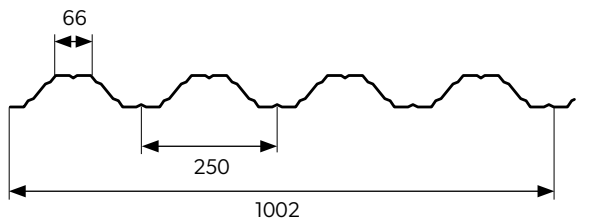



You can find this product in our BP2 BIM library for architects and designers  
**www.bp2.eu/en/architects**



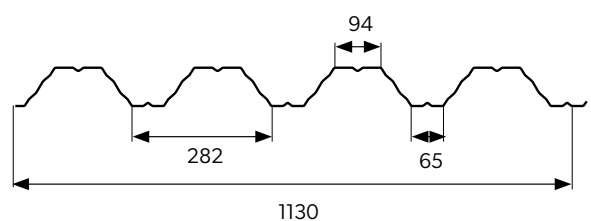

T60

Technical parameters [mm]	
Effective width	1002
Overall width	~1040
Profile height	61
Sheet thickness	0,7-1,25
Maximum sheet length	12 000



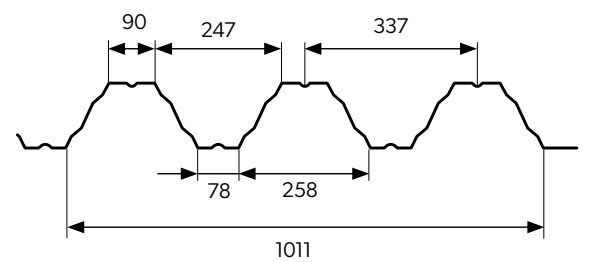
T80

Technical parameters [mm]	
Effective width	1130
Overall width	~1165
Profile height	82
Sheet thickness	0,7-1,5
Maximum sheet length	14 000



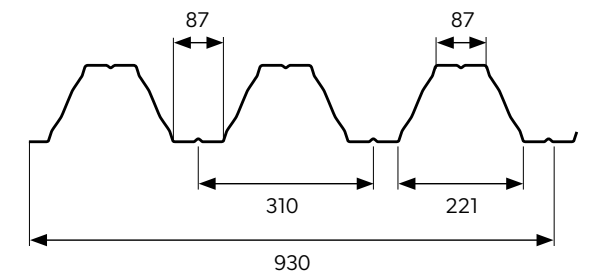
T130

Technical parameters [mm]	
Effective width	1011
Overall width	1045
Profile height	134
Sheet thickness	0,7-1,5
Maximum sheet length	14 000



T135-930

Technical parameters [mm]	
Effective width	930
Overall width	~974
Profile height	135
Sheet thickness	0,7-1,5
Maximum sheet length	14 000



We offer perforation of trapezoidal sheets. Details (shape, size, hole pattern, etc.) are agreed individually with the sales department.  
**For more information, see page 182.**



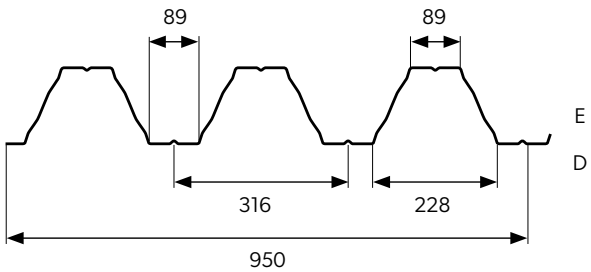
You can find this product in our BP2 BIM library for architects and designers  
**[www.bp2.eu/en/architects](http://www.bp2.eu/en/architects)**





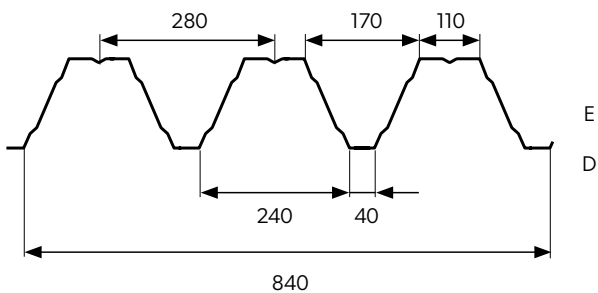

T135-950

Technical parameters [mm]	
Effective width	950
Overall width	~994
Profile height	134
Sheet thickness	0,7-1,5
Maximum sheet length	14 000



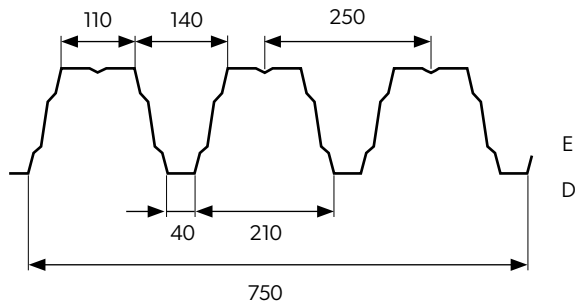

T153

Technical parameters [mm]	
Effective width	840
Overall width	~880
Profile height	155
Sheet thickness	0,7-1,5
Maximum sheet length	14 000



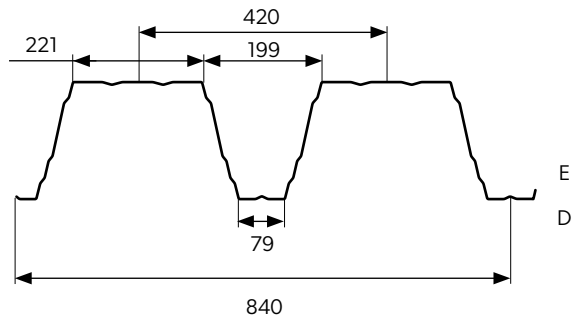
T160

Technical parameters [mm]	
Effective width	750
Overall width	~790
Profile height	162
Sheet thickness	0,75-1,5
Maximum sheet length	14 000



T200

Technical parameters [mm]	
Effective width	840
Overall width	~883
Profile height	200
Sheet thickness	0,75-1,25
Maximum sheet length	15 000



We offer perforation of trapezoidal sheets. Details (shape, size, hole pattern, etc.) are agreed individually with the sales department.  
**For more information, see page 182.**



You can find this product in our BP2 BIM library for architects and designers  
**[www.bp2.eu/en/architects](http://www.bp2.eu/en/architects)**





# 11.

## Sandwich panels

134. Sandwich panels CORE PIR


144. Sandwich panels CORE PUR

154. Sandwich panels CORE WOOL

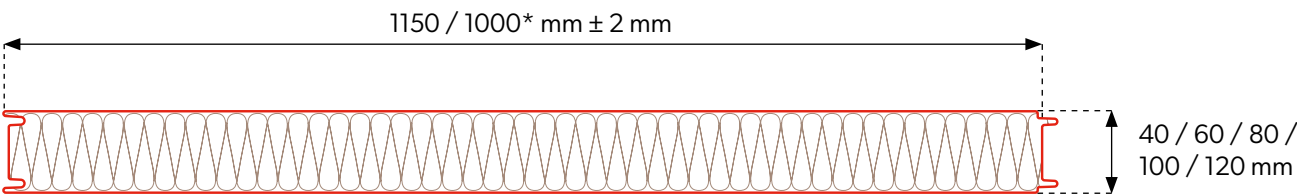




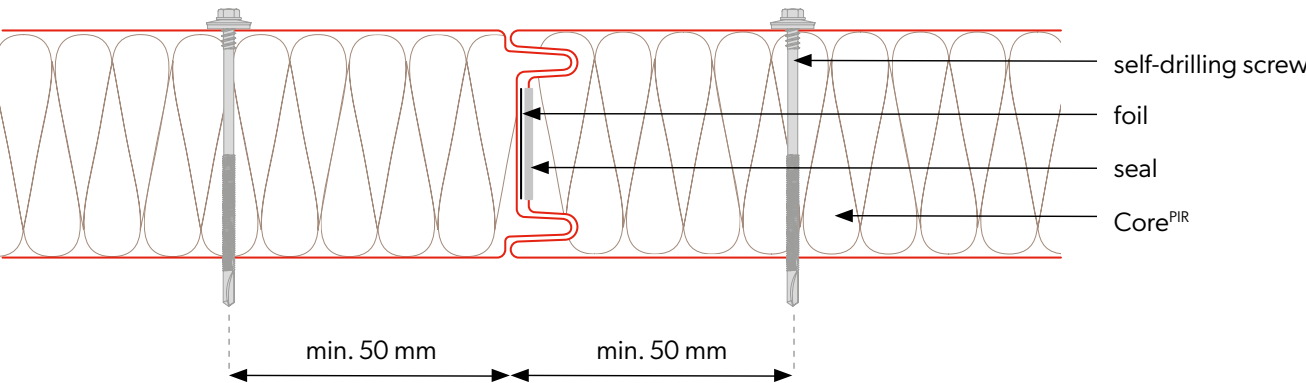
Wall panel with visible fastening



Panel cross-section



Joining the panels



Technical specifications

Core	PIR				
Density [kg/m³]	40 ± 3				
PIR panel thickness [mm]	40	60	80	100	120
Weight [kg/m²]	8,7	9,5	10,3	11,1	11,9
Effective width [mm]	1150, 1000*				
Total width [mm]	1171, 1021*				
Min. panel length [m]	2,5	2,0			
Max. panel length [m]	15,0				
Outer/inner sheet thickness [mm]	0,3-0,7 / 0,3-0,7				
U-value [W/m²K]	0,55	0,37	0,28	0,22	0,18
Fire spread degree	NRO				
Type of external / internal profiling	[M], [T1], [R], [F] / [T1], [M], [F]				
External / internal corrosion resistance	C1, C2, C3 (C4 ÷ C5) / A1 (A2 ÷ A5)				
Standard coatings	Poliester Interior [INT], Poliester Standard [RAL], HERCULIT [HC], MULTILAYER 40 [MLT]				
Special coatings	PVDF, PUR, PVC (P), PVC (F) - FoodSafe				
Accessories	fixing system, seals, flashings, rooflight				



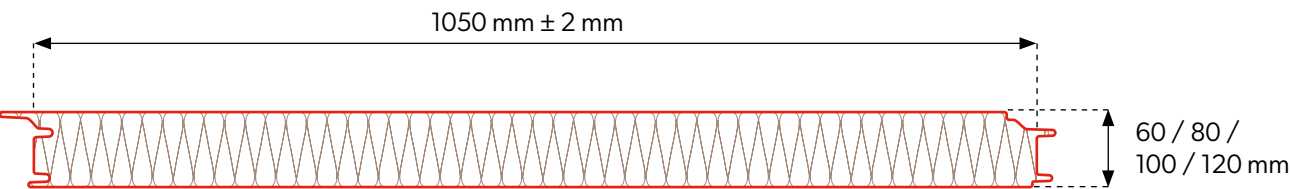
\* Module availability is agreed individually with the sales department.

# SPW-H CORE<sup>PIR</sup>

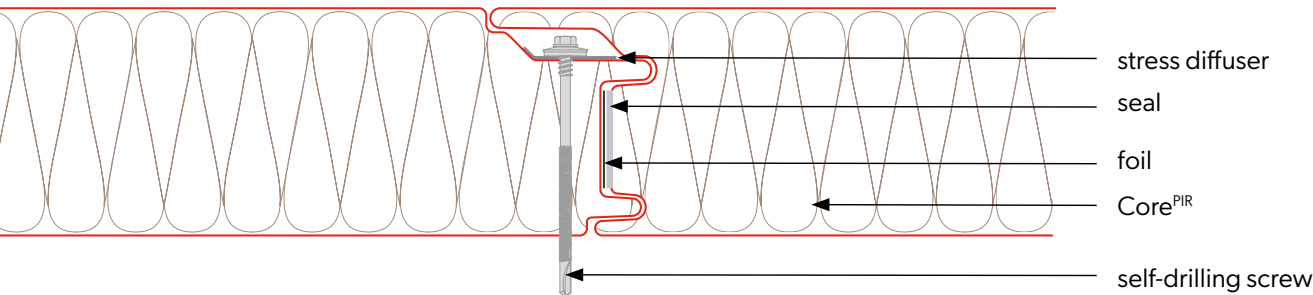
Sandwich wall panel with concealed fixing



Panel cross-section



Joining the panels



## Technical specifications

Core	PIR			
Density [kg/m³]	40 ± 3			
PIR panel thickness [mm]	60	80	100	120
Weight [kg/m²]	9,5	10,3	11,1	11,9
Effective width [mm]	1050			
Total width [mm]	1102			
Min. panel length [m]	2,0			
Max. panel length [m]	15,0			
Outer/inner sheet thickness [mm]	0,3-0,7 / 0,3-0,7			
U-value [W/m²K]	0,37	0,28	0,22	0,18
Fire spread degree	NRO			
Type of external / internal profiling	[M], [T1], [R], [F] / [T1], [M], [F]			
External / internal corrosion resistance	C1, C2, C3 (C4 ÷ C5) / A1 (A2 ÷ A5)			
Standard coatings	Poliester Interior [INT], Poliester Standard [RAL], HERCULIT [HC], MULTILAYER 40 [MLT]			
Special coatings	PVDF, PUR, PVC (P), PVC (F) - FoodSafe			
Accessories	fixing system, seals, flashings, rooflight			

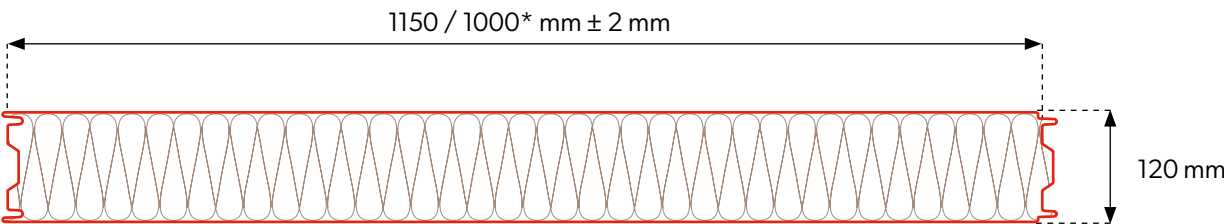


# SPW-C CORE<sup>PIR</sup>

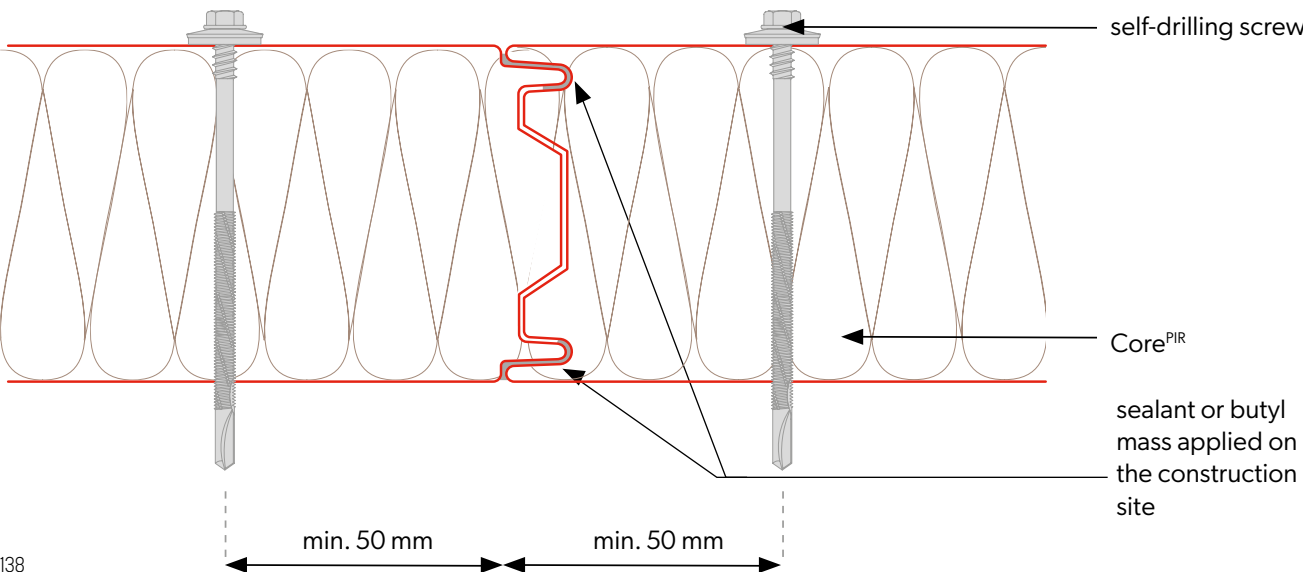
Cooling sandwich panel



Panel cross-section



Joining the panels



## Technical specifications


Core	PIR
Density [kg/m <sup>3</sup> ]	40 ± 3
PIR panel thickness [mm]	120
Weight [kg/m <sup>2</sup> ]	11,9
Effective width [mm]	1150, 1000*
Total width [mm]	1171, 1021*
Min. panel length [m]	2,0
Max. panel length [m]	15,0
Outer/inner sheet thickness [mm]	0,3-0,7 / 0,3-0,7
U-value [W/m <sup>2</sup> K]	0,18
Fire spread degree	NRO
Type of external / internal profiling	[M], [T1], [R], [F] / [T1], [M], [F]
External / internal corrosion resistance	C1, C2, C3 (C4 ÷ C5) / A1 (A2 ÷ A5)
Standard coatings	Poliester Interior [INT], Poliester Standard [RAL], HERCULIT [HC], MULTILAYER 40 [MLT]
Special coatings	PVDF, PUR, PVC (P), PVC (F) - FoodSafe
Accessories	fixing system, seals, flashings, rooflight



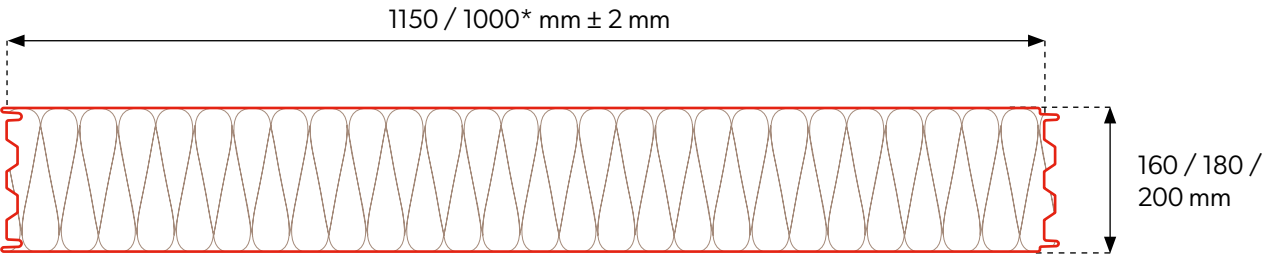
\* Module availability is agreed individually with the sales department.

# SPW-C CORE<sup>PIR</sup>

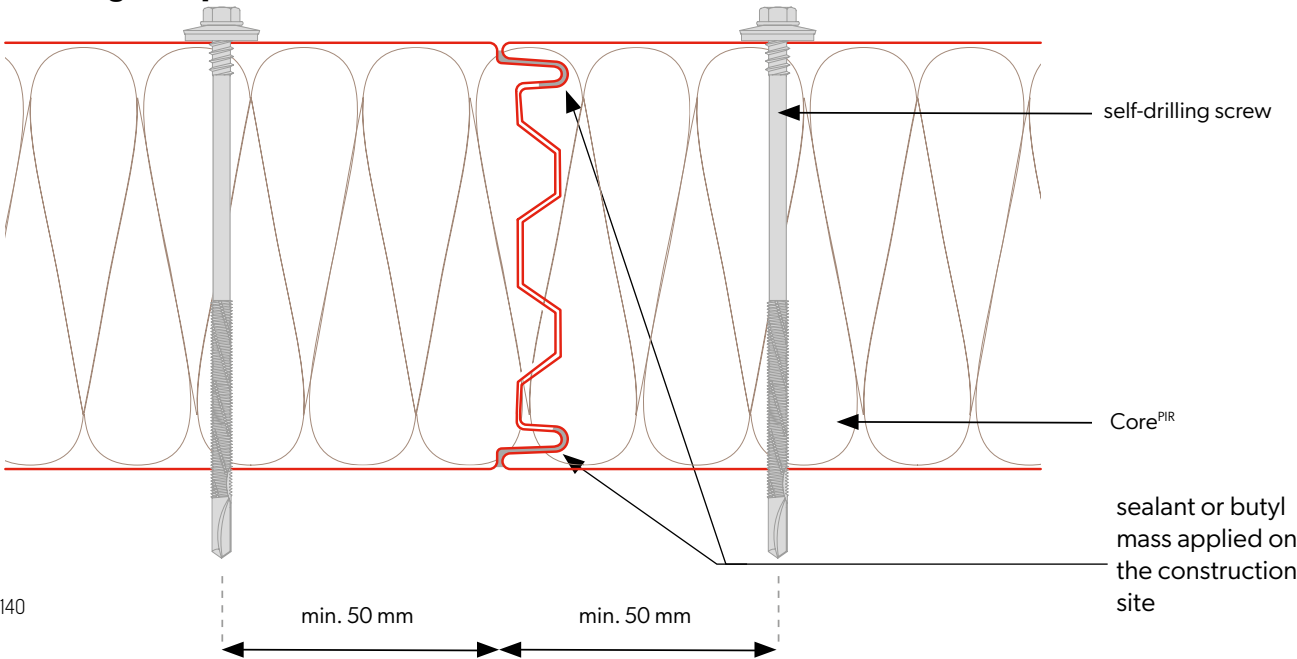
Cooling sandwich panel



Panel cross-section



Joining the panels



## Technical specifications

Core	PIR		
Density [kg/m <sup>3</sup> ]	40 ± 3		
PIR panel thickness [mm]	160	180	200
Weight [kg/m <sup>2</sup> ]	13,5	14,3	15,1
Effective width [mm]	1150, 1000*		
Total width [mm]	1171, 1021*		
Min. panel length [m]	2,0		
Max. panel length [m]	15,0		
Outer/inner sheet thickness [mm]	0,3-0,7 / 0,3-0,7		
U-value [W/m <sup>2</sup> K]	0,14	0,12	0,11
Fire spread degree	NRO		
Type of external / internal profiling	[M], [T1], [R], [F] / [T1], [M], [F]		
External / internal corrosion resistance	C1, C2, C3 (C4 ÷ C5) / A1 (A2 ÷ A5)		
Standard coatings	Poliester Interior [INT], Poliester Standard [RAL], HERCULIT [HC], MULTILAYER 40 [MLT]		
Special coatings	PVDF, PUR, PVC (P), PVC (F) - FoodSafe		
Accessories	fixing system, seals, flashings, rooflight		



\* Module availability is agreed individually with the sales department.

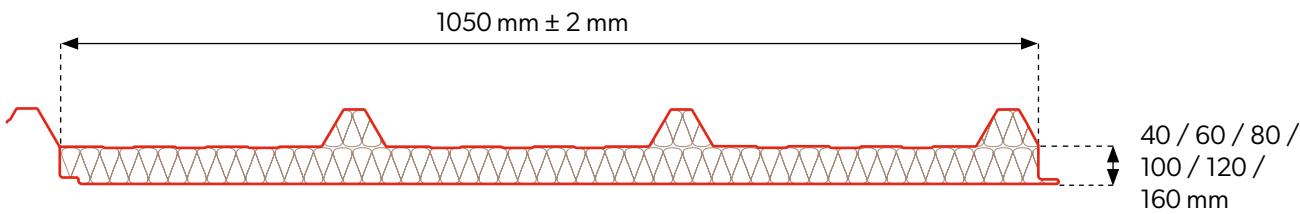




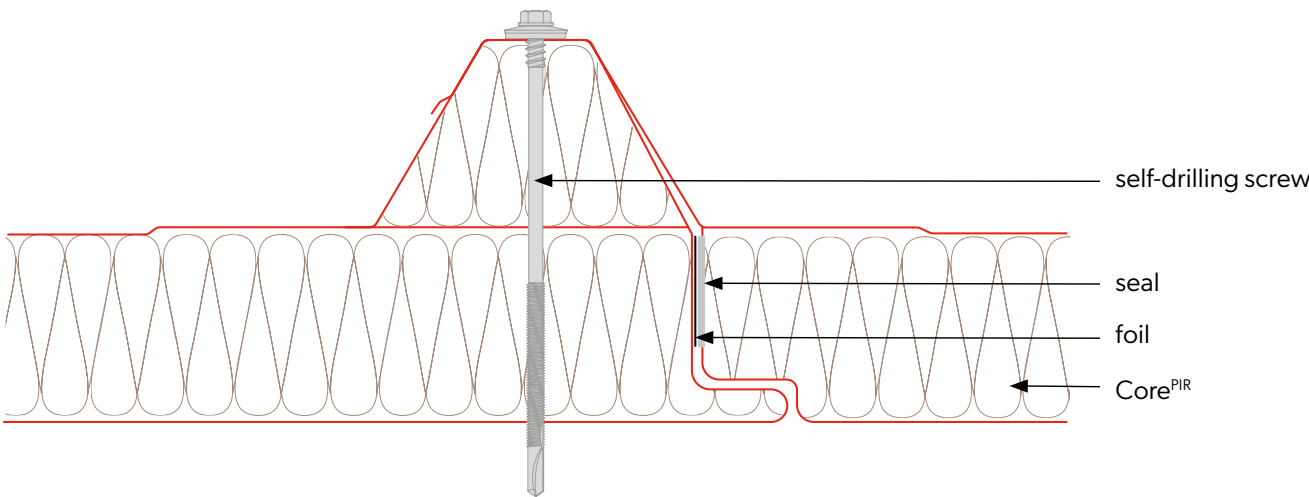
Roof sandwich panel



Panel cross-section



Joining the panels




Technical specifications

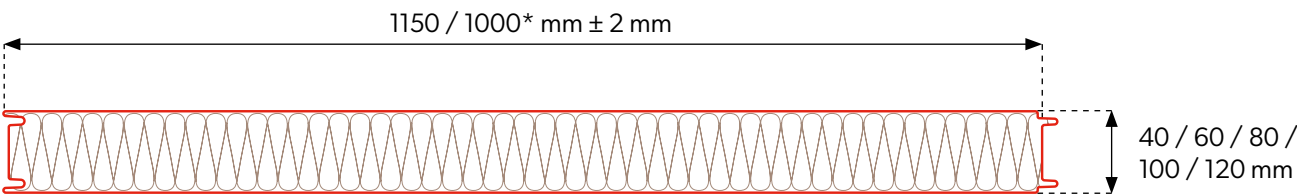
Core	PIR					
Density [kg/m³]	40 ± 3					
PIR panel thickness [mm]	40	60	80	100	120	160
Weight [kg/m²]	9,6	10,4	11,2	12,0	12,8	14,8
Effective width [mm]	1050					
Total width [mm]	1127					
Min. panel length [m]	2,0					
Max. panel length [m]	15,0					
Outer/inner sheet thickness [mm]	0,3-0,7 / 0,3-0,7					
U-value [W/m²K]	0,55	0,37	0,28	0,22	0,18	0,14
Reaction to external fire on the roof	B <sub>ROOF</sub> (t1)					
Fire spread degree	NRO					
Type of external / internal profiling	[T40] / [T1], [M], [F]					
External / internal corrosion resistance	C1, C2, C3 (C4 ÷ C5) / A1 (A2 ÷ A5)					
Standard coatings	Poliester Interior [INT], Poliester Standard [RAL], HERCULIT [HC], MULTILAYER 40 [MLT]					
Special coatings	PVDF, PUR, PVC (P), PVC (F) - FoodSafe					
Accessories	fixing system, seals, flashings, rooflight SPR-SKY					



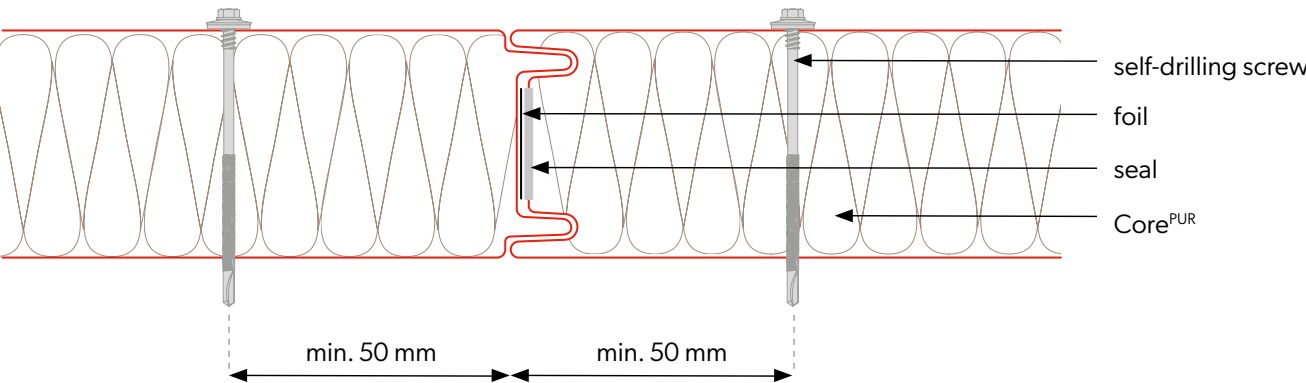
Wall panel with visible fastening



Panel cross-section



Joining the panels



Technical specifications

Core	PUR				
Density [kg/m³]	40 ± 3				
PUR panel thickness [mm]	40	60	80	100	120
Weight [kg/m²]	8,7	9,5	10,3	11,1	11,9
Effective width [mm]	1150, 1000*				
Total width [mm]	1171, 1021*				
Min. panel length [m]	2,5	2,0			
Max. panel length [m]	15,0				
Outer/inner sheet thickness [mm]	0,3-0,7 / 0,3-0,7				
U-value [W/m²K]	0,55	0,37	0,28	0,22	0,18
Fire spread degree	NRO				
Type of external / internal profiling	[M], [T1], [R], [F] / [T1], [M], [F]				
External / internal corrosion resistance	C1, C2, C3 (C4 ÷ C5) / A1 (A2 ÷ A5)				
Standard coatings	Poliester Interior [INT], Poliester Standard [RAL], HERCULIT [HC], MULTILAYER 40 [MLT]				
Special coatings	PVDF, PUR, PVC (P), PVC (F) - FoodSafe				
Accessories	fixing system, seals, flashings, rooflight				



\* Module availability is agreed individually with the sales department.

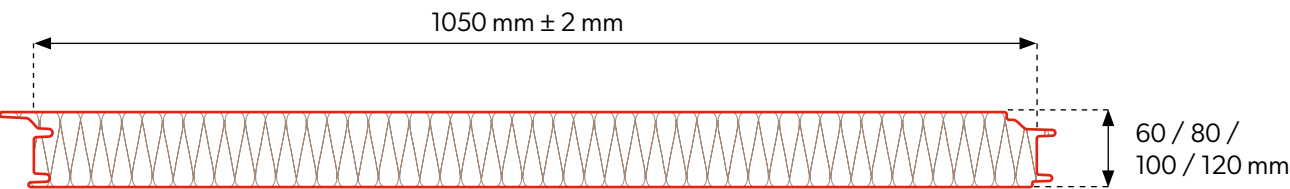


# SPW-H CORE<sup>PUR</sup>

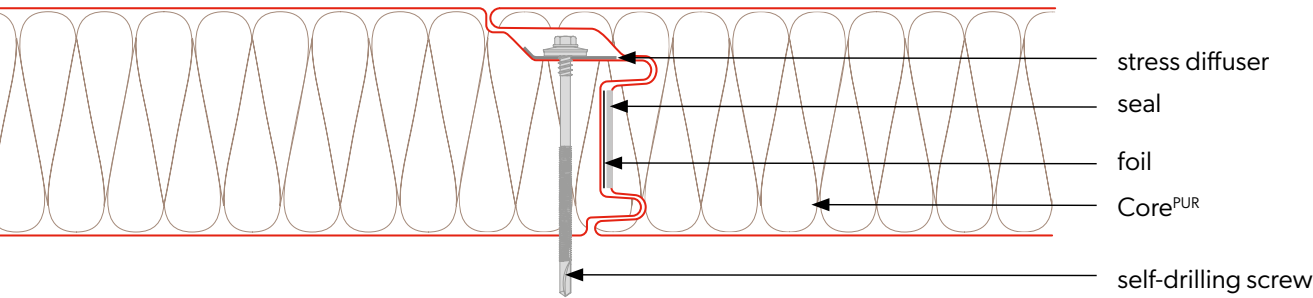
Sandwich wall panel with concealed fixing



Panel cross-section



Joining the panels



## Technical specifications

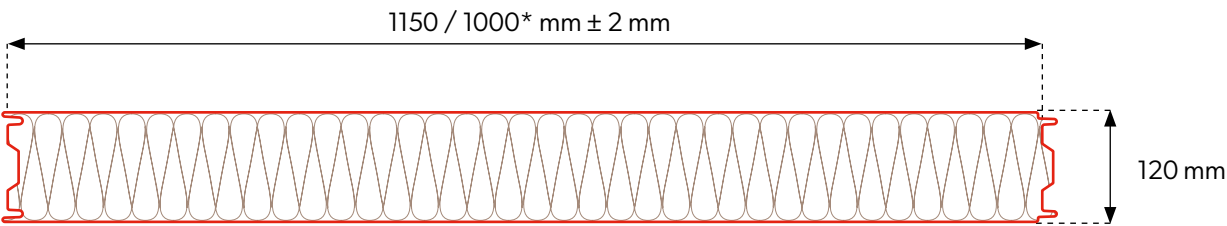
Core	PUR			
Density [kg/m³]	40 ± 3			
PUR panel thickness [mm]	60	80	100	120
Weight [kg/m²]	9,5	10,3	11,1	11,9
Effective width [mm]	1050			
Total width [mm]	1102			
Min. panel length [m]	2,0			
Max. panel length [m]	15,0			
Outer/inner sheet thickness [mm]	0,3-0,7 / 0,3-0,7			
U-value [W/m²K]	0,37	0,28	0,22	0,18
Fire spread degree	NRO			
Type of external / internal profiling	[M], [T1], [R], [F] / [T1], [M], [F]			
External / internal corrosion resistance	C1, C2, C3 (C4 ÷ C5) / A1 (A2 ÷ A5)			
Standard coatings	Poliester Interior [INT], Poliester Standard [RAL], HERCULIT [HC], MULTILAYER 40 [MLT]			
Special coatings	PVDF, PUR, PVC (P), PVC (F) - FoodSafe			
Accessories	fixing system, seals, flashings, rooflight			



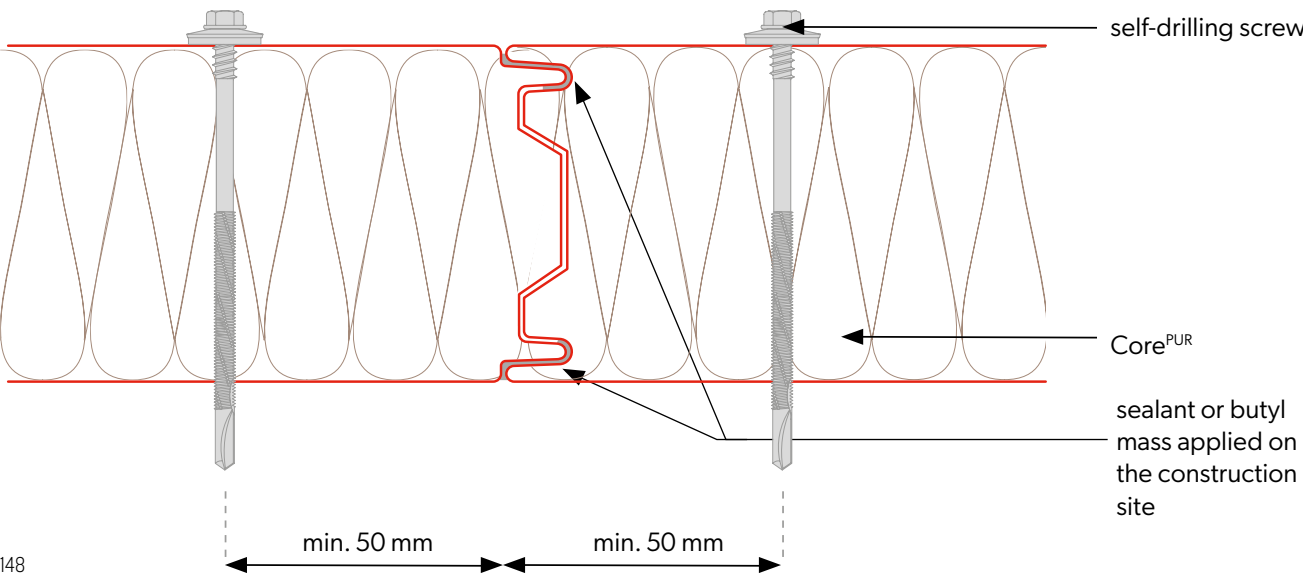
Cooling sandwich panel



Panel cross-section



Mounting details



Technical specifications

Core	PUR
Density [kg/m³]	40 ± 3
PUR panel thickness [mm]	120
Weight [kg/m²]	11,9
Effective width [mm]	1150, 1000*
Total width [mm]	1171, 1021*
Min. panel length [m]	2,0
Max. panel length [m]	15,0
Outer/inner sheet thickness [mm]	0,3-0,7 / 0,3-0,7
U-value [W/m²K]	0,18
Fire spread degree	NRO
Type of external / internal profiling	[M], [T1], [R], [F] / [T1], [M], [F]
External / internal corrosion resistance	C1, C2, C3 (C4 ÷ C5) / A1 (A2 ÷ A5)
Standard coatings	Poliester Interior [INT], Poliester Standard [RAL], HERCULIT [HC], MULTILAYER 40 [MLT]
Special coatings	PVDF, PUR, PVC (P), PVC (F) - FoodSafe
Accessories	fixing system, seals, flashings, rooflight




\* Module availability is agreed individually with the sales department.

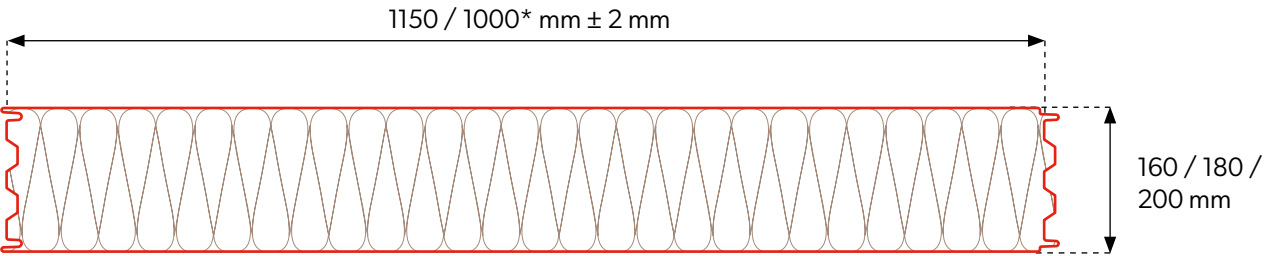




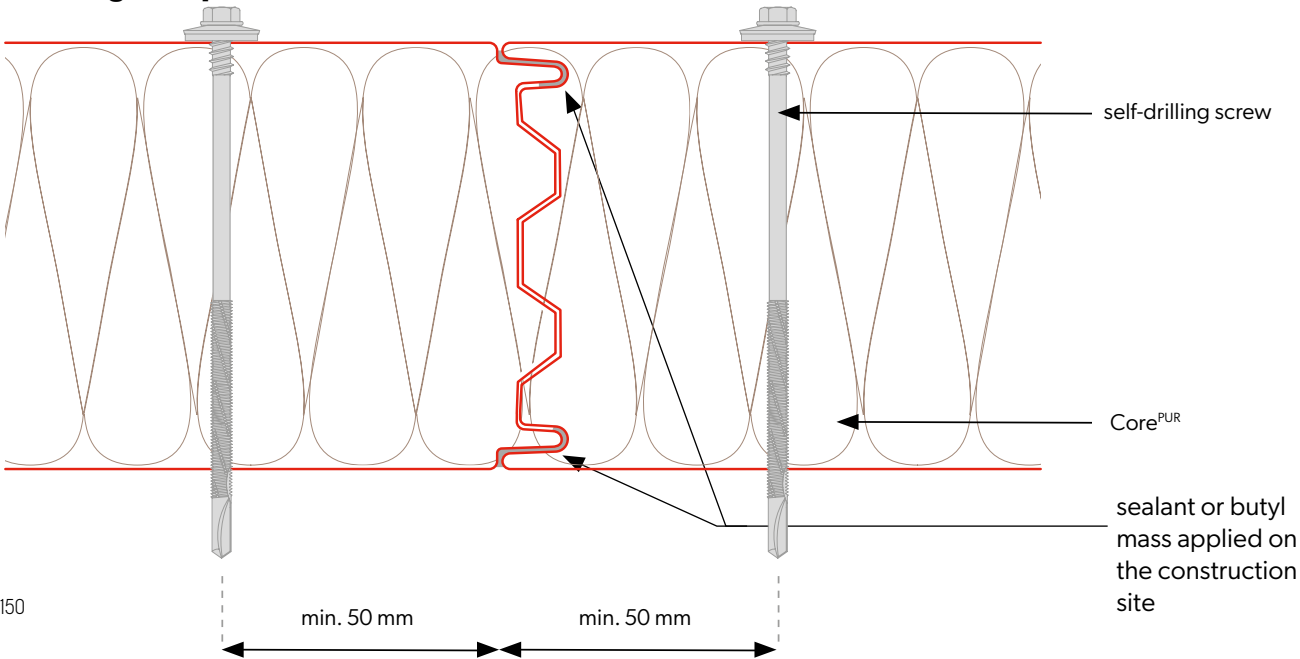
Cooling sandwich panel



Panel cross-section



Joining the panels



Technical specifications


Core	PUR		
Density [kg/m³]	40 ± 3		
PUR panel thickness [mm]	160	180	200
Weight [kg/m²]	13,5	14,3	15,1
Effective width [mm]	1150, 1000*		
Total width [mm]	1171, 1021*		
Min. panel length [m]	2,0		
Max. panel length [m]	15,0		
Outer/inner sheet thickness [mm]	0,3-0,7 / 0,3-0,7		
U-value [W/m²K]	0,14	0,12	0,11
Fire spread degree	NRO		
Type of external / internal profiling	[M], [T1], [R], [F] / [T1], [M], [F]		
External / internal corrosion resistance	C1, C2, C3 (C4 ÷ C5) / A1 (A2 ÷ A5)		
Standard coatings	Poliester Interior [INT], Poliester Standard [RAL], HERCULIT [HC], MULTILAYER 40 [MLT]		
Special coatings	PVDF, PUR, PVC (P), PVC (F) - FoodSafe		
Accessories	fixing system, seals, flashings, rooflight		



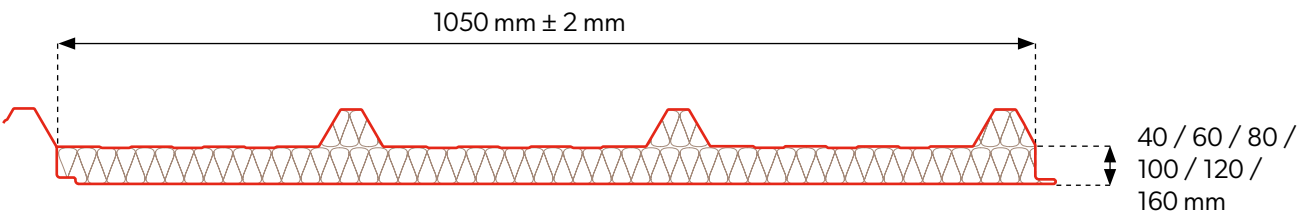
\* Module availability is agreed individually with the sales department.



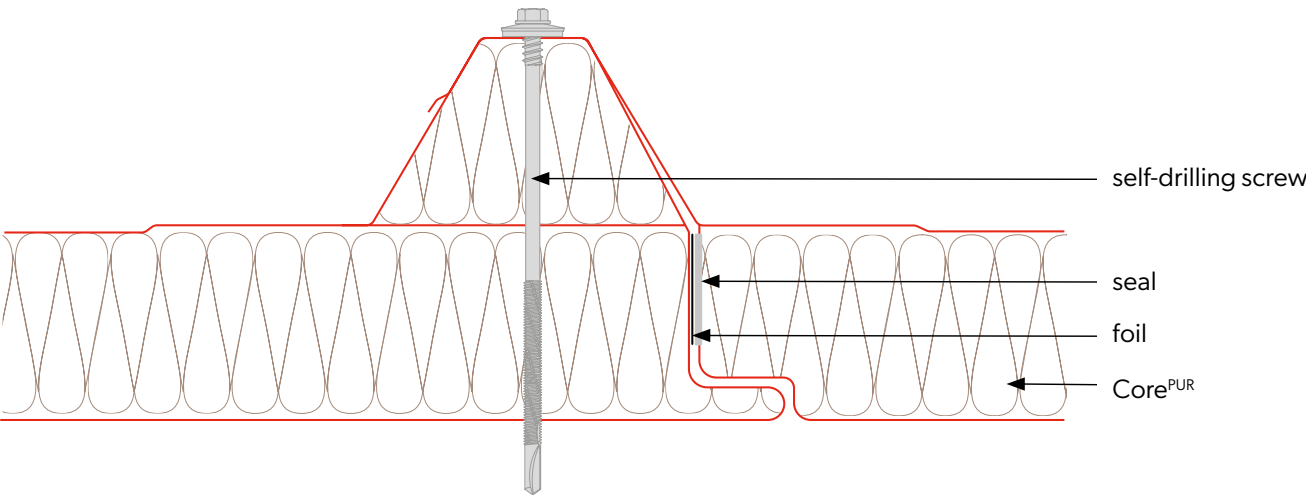
Roof sandwich panel



Panel cross-section



Joining the panels




Technical specifications

Core	PUR					
Density [kg/m³]	40 ± 3					
PUR panel thickness [mm]	40	60	80	100	120	160
Weight [kg/m²]	9,6	10,4	11,2	12,0	12,8	14,8
Effective width [mm]	1050					
Total width [mm]	1127					
Min. panel length [m]	2,0					
Max. panel length [m]	15,0					
Outer/inner sheet thickness [mm]	0,3-0,7 / 0,3-0,7					
U-value [W/m²K]	0,55	0,37	0,28	0,22	0,18	0,14
Reaction to external fire on the roof	B <sub>ROOF</sub> (t1)					
Fire spread degree	NRO					
Type of external / internal profiling	[T40] / [T1], [M], [F]					
External / internal corrosion resistance	C1, C2, C3 (C4 ÷ C5) / A1 (A2 ÷ A5)					
Standard coatings	Poliester Interior [INT], Poliester Standard [RAL], HERCULIT [HC], MULTILAYER 40 [MLT]					
Special coatings	PVDF, PUR, PVC (P), PVC (F) - FoodSafe					
Accessories	fixing system, seals, flashings, rooflight SPR-SKY					

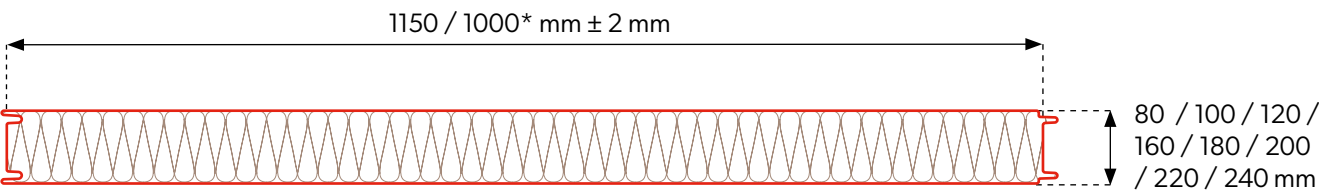




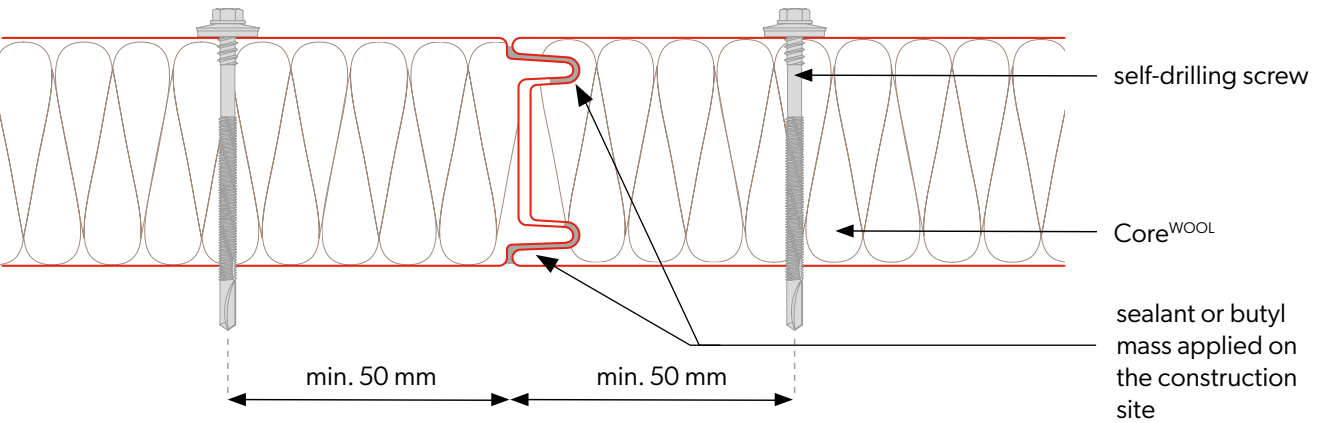
Wall panel with visible fastening



Panel cross-section



Joining the panels



Technical specifications


Core	wool							
Density [kg/m³]	100 ± 10							
WOOL panel thickness [mm]	80	100	120	160	180	200	220	240
Weight [kg/m²]	16,6	18,6	20,6	24,6	26,6	28,6	30,6	32,6
Effective width [mm]	1150, 1000*							
Total width [mm]	1171, 1021*							
Min. panel length [m]	2,0							
Max. panel length [m]	15,0							
Outer/inner sheet thickness [mm]	0,5-0,7 / 0,5-0,7							
U-value [W/m²K]	0,54	0,43	0,36	0,27	0,24	0,22	0,20	0,18
Fire resistance	45	45	60	90	90	90	90	90
Fire spread degree	NRO							
Type of external / internal profiling	[M], [T1], [R], [F] / [T1], [M], [F]							
External / internal corrosion resistance	C1, C2, C3 (C4 ÷ C5) / A1 (A2 ÷ A5)							
Standard coatings	Poliester Interior [INT], Poliester Standard [RAL], HERCULIT [HC], MULTILAYER 40 [MLT]							
Special coatings	PVDF, PUR, PVC (P), PVC (F) - FoodSafe							
Accessories	fixing system, seals, flashings, rooflight							



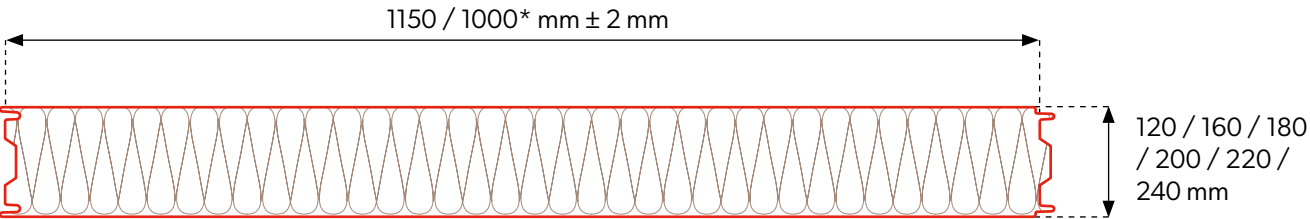
\* Module availability is agreed individually with the sales department.

# SPW-SM CORE WOOL

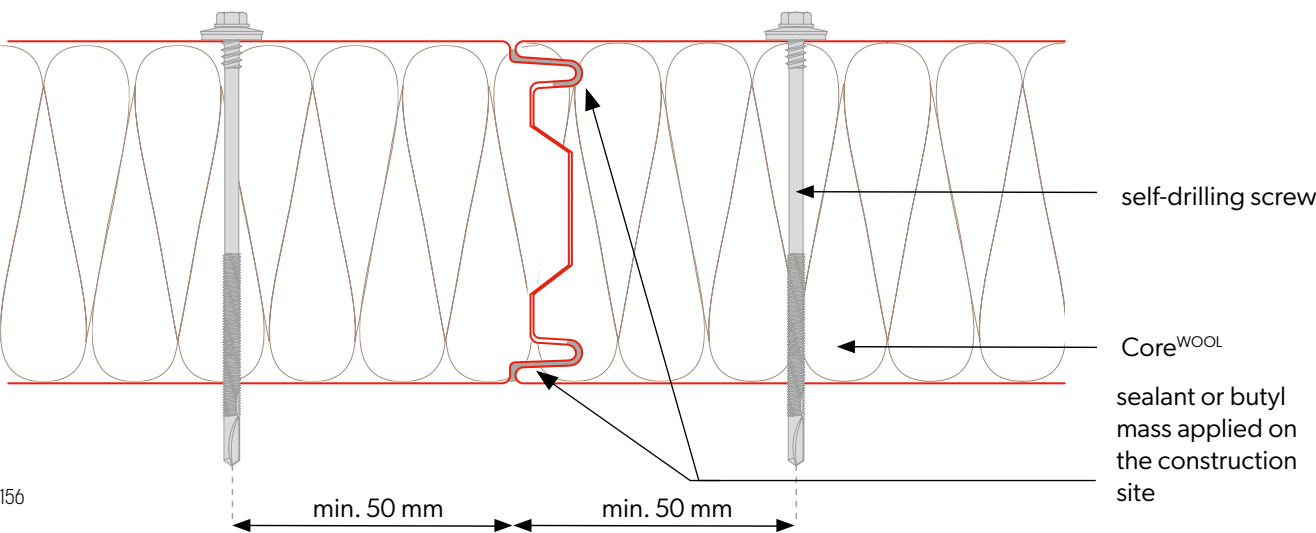
Wall panel with visible fastening



Panel cross-section



Joining the panels



## Technical specifications

Core	welná					
Density [kg/m³]	100 ± 10					
WOOL panel thickness [mm]	120	160	180	200	220	240
Weight [kg/m²]	20,6	24,6	26,6	28,6	30,6	32,6
Effective width [mm]	1150, 1000*					
Total width [mm]	1171, 1021*					
Min. panel length [m]	2,0					
Max. panel length [m]	15,0					
Outer/inner sheet thickness [mm]	0,5-0,7 / 0,5-0,7					
U-value [W/m²K]	0,36	0,27	0,24	0,22	0,20	0,18
Fire resistance	60	90	90	90	90	90
Fire spread degree	NRO					
Type of external / internal profiling	[M], [T1], [R], [F] / [T1], [M], [F]					
External / internal corrosion resistance	C1, C2, C3 (C4 ÷ C5) / A1 (A2 ÷ A5)					
Standard coatings	Poliester Interior [INT], Poliester Standard [RAL], HERCULIT [HC], MULTILAYER 40 [MLT]					
Special coatings	PVDF, PUR, PVC (P), PVC (F) - FoodSafe					
Accessories	fixing system, seals, flashings, rooflight					



\* Module availability is agreed individually with the sales department.

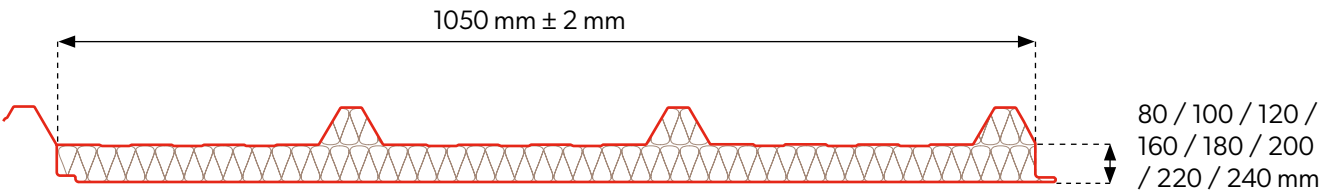




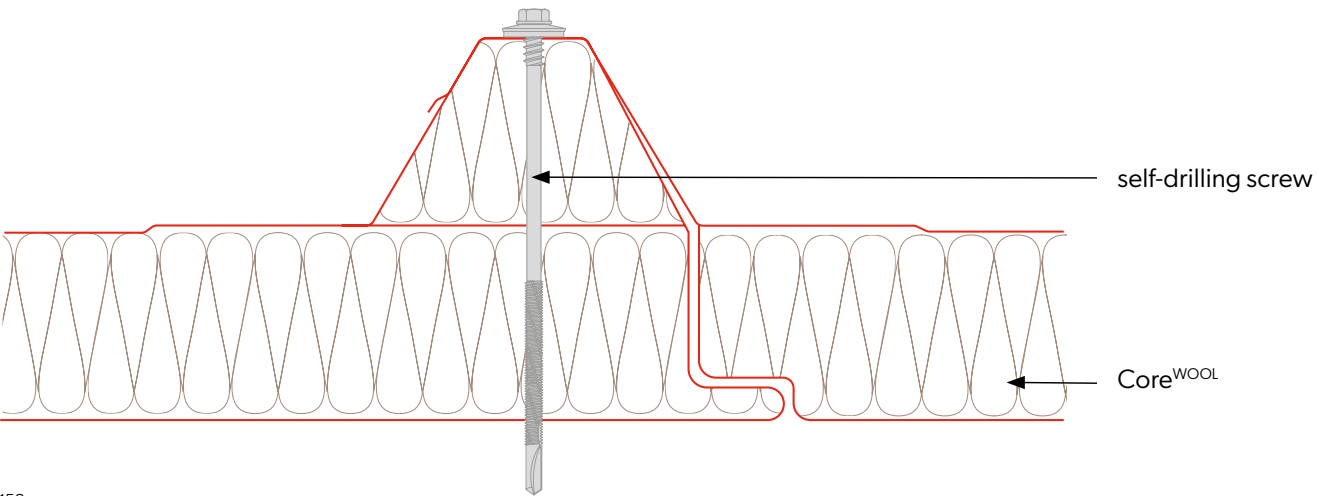
Roof sandwich panel



Panel cross-section



Joining the panels

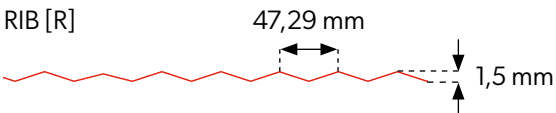
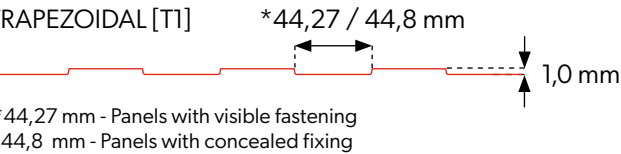
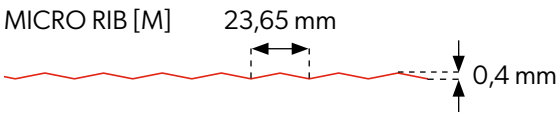


Technical specifications

Core	wool							
Density [kg/m³]	100 ± 10							
WOOL panel thickness [mm]	80	100	120	160	180	200	220	240
Weight [kg/m²]	17,8	19,8	21,8	25,8	27,8	29,8	31,8	33,8
Effective width [mm]	1050							
Total width [mm]	1127							
Min. panel length [m]	2,0							
Max. panel length [m]	15,0							
Outer/inner sheet thickness [mm]	0,5-0,7 / 0,5-0,7							
U-value [W/m²K]	0,54	0,43	0,36	0,27	0,24	0,22	0,20	0,18
Reaction to external fire on the roof	B <sub>ROOF</sub> (t2)							
Fire spread degree	NRO							
Type of external / internal profiling	[T40] / [T1], [M], [F]							
External / internal corrosion resistance	C1, C2, C3 (C4 ÷ C5) / A1 (A2 ÷ A5)							
Standard coatings	Poliester Interior [INT], Poliester Standard [RAL], HERCULIT [HC], MULTILAYER 40 [MLT]							
Special coatings	PVDF, PUR, PVC (P), PVC (F) - FoodSafe							
Accessories	fixing system, seals, flashings, rooflight SPR-SKY							

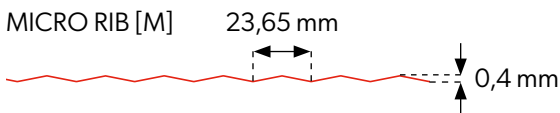

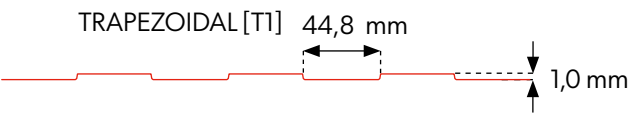
# Wall sandwich panels

## External profiling



FLAT [F]

## Internal profiling



FLAT [F]



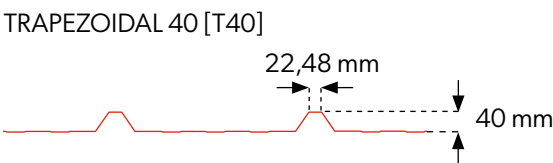

ATTENTION! Due to the structure of sandwich panels with FLAT [F] profiles, the so-called effect may occur. „waves“ of the sheet metal. This is a natural phenomenon for this type of products. We recommend contacting the technical department to choose the optimal solution.



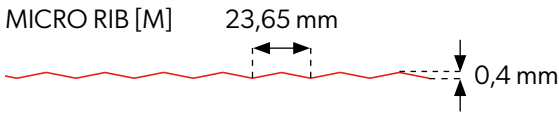

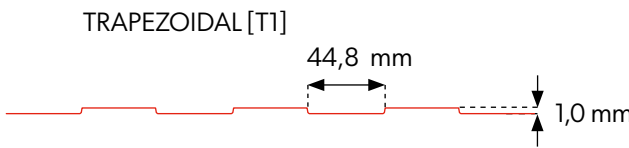
Internal and external profiling are available in any configuration.

# Roof sandwich panels

## External profiling



## Internal profiling



FLAT [F]



ATTENTION! Due to the structure of sandwich panels with FLAT [F] profiles, the so-called effect may occur. „waves“ of the sheet metal. This is a natural phenomenon for this type of products. We recommend contacting the technical department to choose the optimal solution.



Internal and external profiling are available in any configuration.





# 12.

## Cladding cassettes & panels

164. SKRIN cladding cassettes

165. Technical specifications

174. LINEA cladding panels

175. Colours and perforation

SKRIN

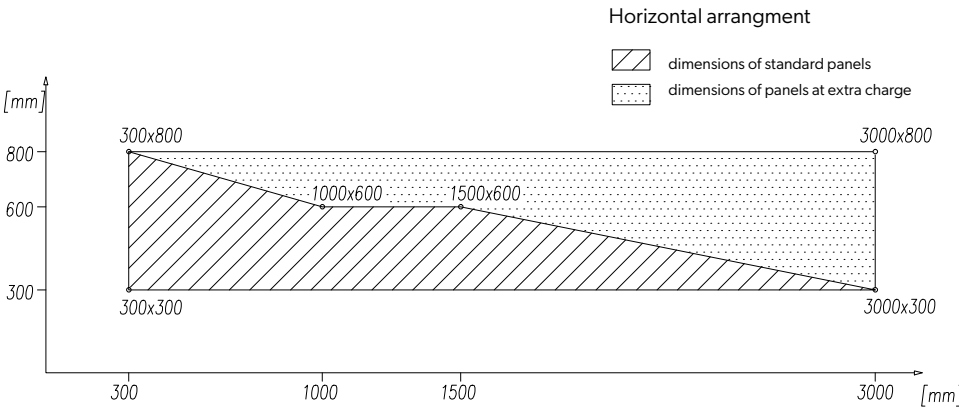
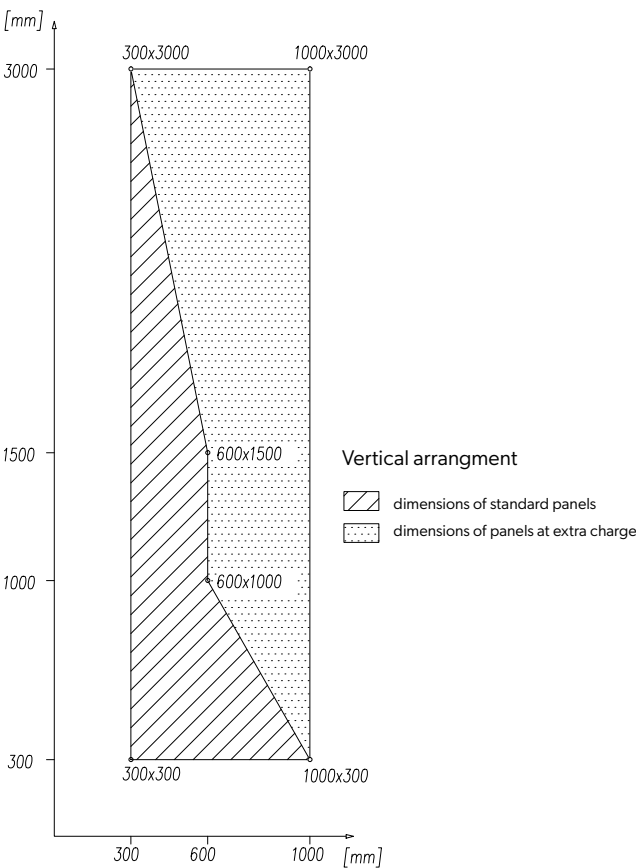
SKRIN  
cladding cassetes



Technical parameters

Width A1 min/max - horizontal installation	300/3000 mm
Height B1 min/max - horizontal installation	300/800 mm
Width A1 min/max - vertical installation	300/3000 mm
Height B1 min/max - vertical installation	300/1000 mm
Thickness C1	30 mm
Joint width - FH horizontal/FV vertical	25/25 mm
Mounting holes	oval 6x15 mm, round Ø 9 mm
Ventilation holes	oval 6x15 mm
Sheet thickness	1,25 mm
Coatings and colours	acc. to individual requirements
Fastener	visible/concealed
Instalation method	horizontal/vertical

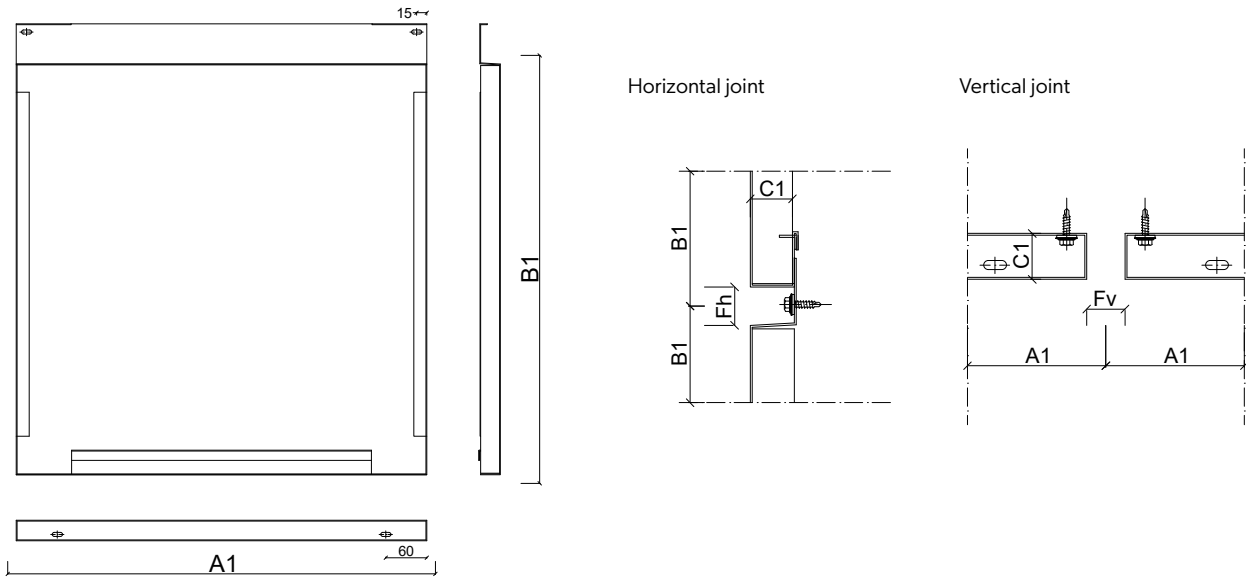
SKRIN maximum and minimal dimensions



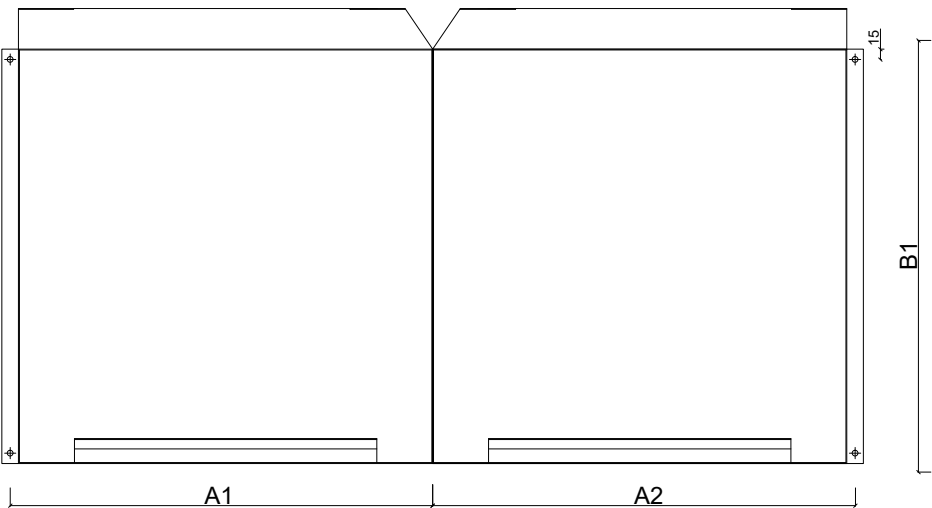
We offer perforation of SKRIN cladding cassettes. Details (shape, size, hole pattern, etc.) are agreed individually with the sales department.  
**For more information, see page 182.**



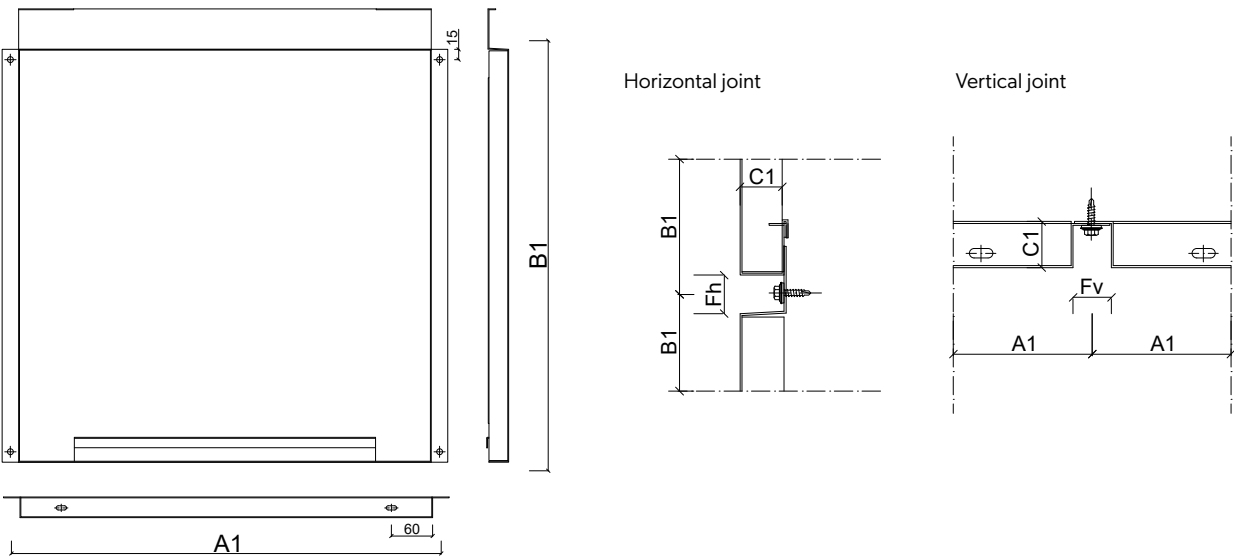
Basic panel for horizontal installation



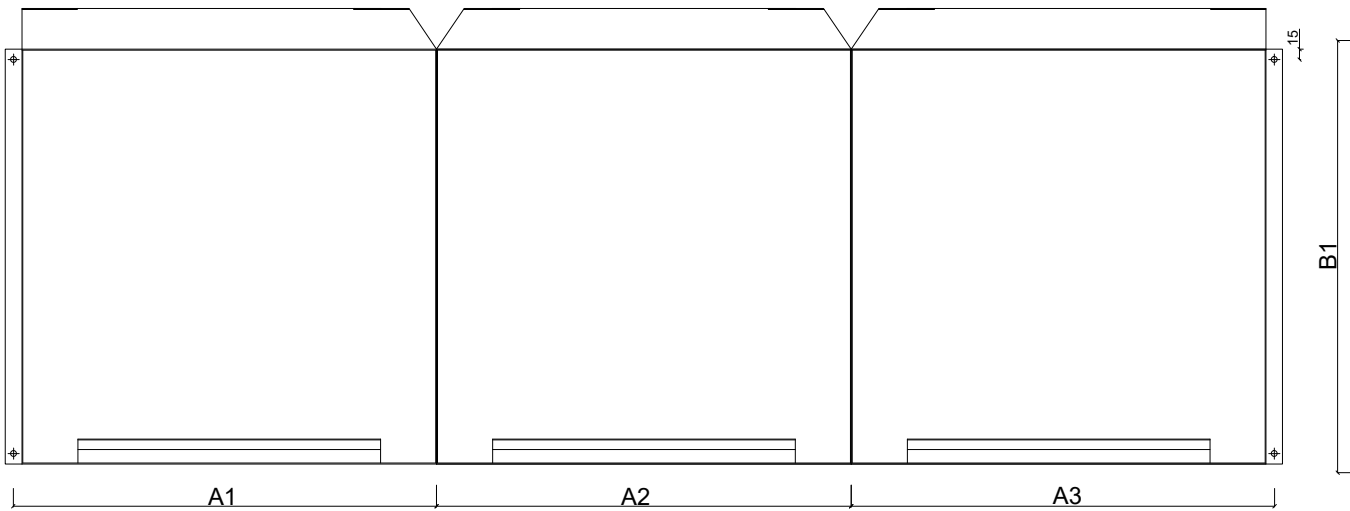
**L-shaped corner panel for horizontal installation.**  
A1max + A2max = 3000 mm, A1min = 300 mm, A2min = 300 mm  
B1min = 300 mm, B1max = 800 mm



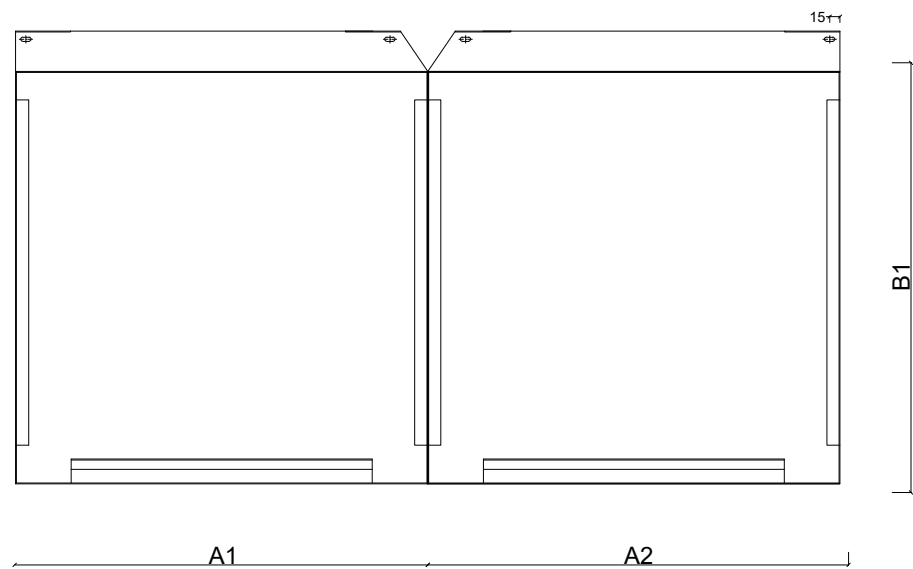
Basic panel for vertical installation



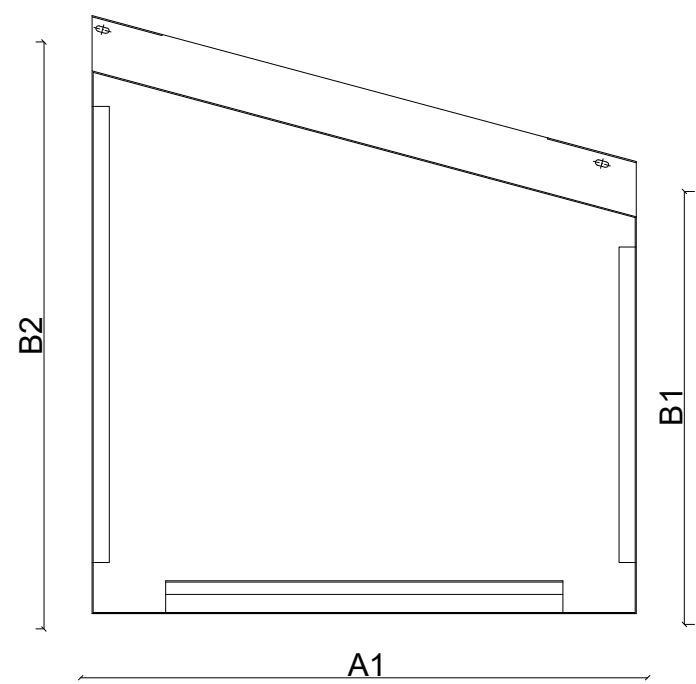
**U-shaped corner panel for horizontal installation.**  
A1max + A2max + A3max = 3000 mm, A1min = 300 mm, A2min = 300 mm  
B1min = 300 mm, B1max = 800 mm, B1min = 300 mm, B1max = 800 mm



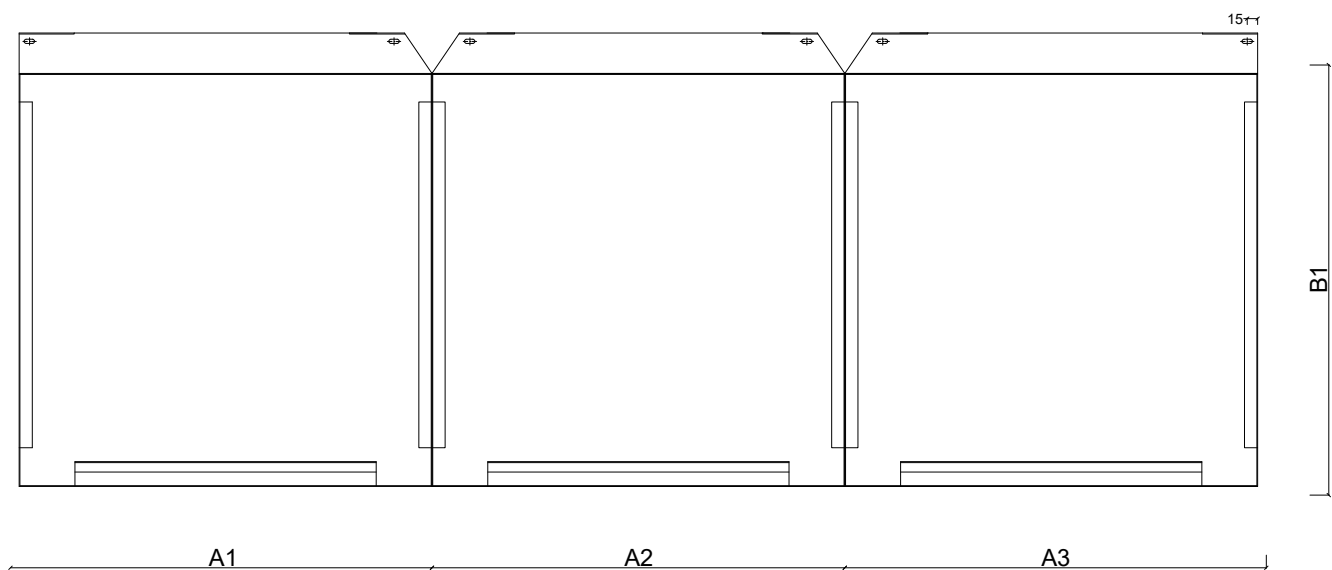
**L-shaped corner panel for vertical installation.**  
A1max + A2max = 1000 mm, A1min = 300 mm, A2min = 300 mm  
B1min = 300 mm, B1max = 3000 mm



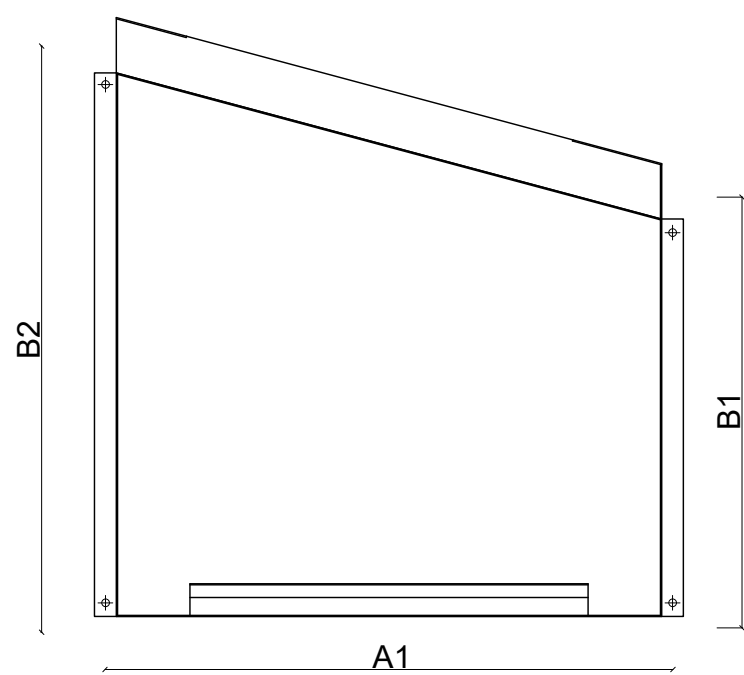
**Trapezoidal panel for horizontal installation.**  
A1max = 3000 mm, A1min = 300 mm,  
B1min, B2min = 300 mm, B1max, B2max = 800 mm



**U-shaped corner panel for vertical installation.**  
A1max + A2max + A3max = 1000 mm, A1min = 300 mm, A2min = 300 mm, A3min = 300 mm,  
B1min = 300 mm, B1max = 3000 mm



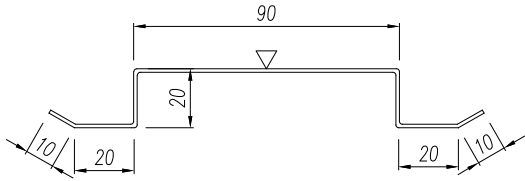
**Trapezoidal panel for vertical installation.**  
A1min = 300 mm, A1max = 1000 mm, B1min, B2min = 300 mm,  
B1max, B2max = 3000 mm





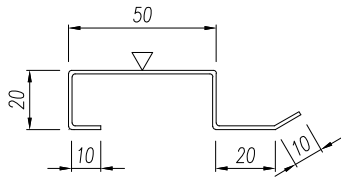
P03

Basic profile 20/90



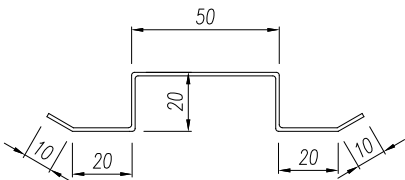
P02

Final profile 20/50



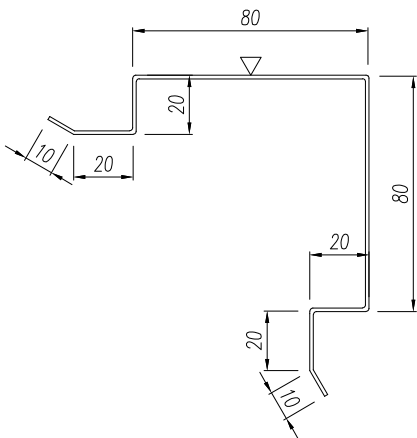
P01

Intermediate profile 20/50



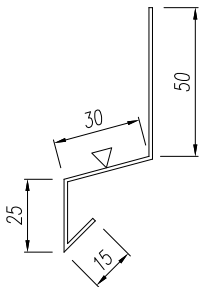
P04

Corner profile 20/160



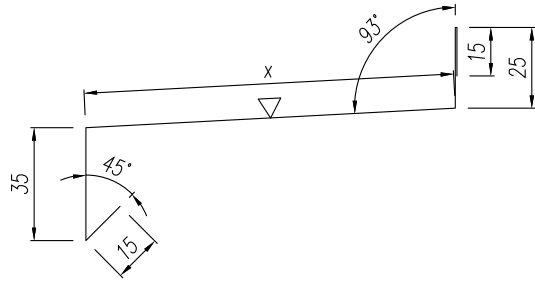
O01

Starting profile



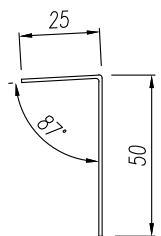
O05

Horizontal bottom window flashing



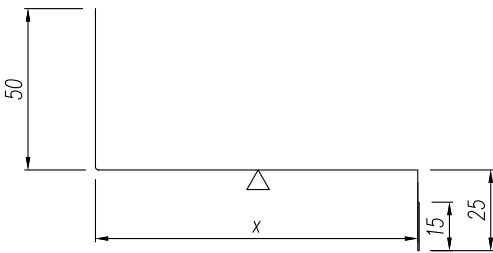
O06

Horizontal bottom window flashing bracket



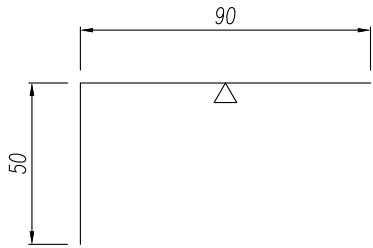
O07

Vertical window flashing



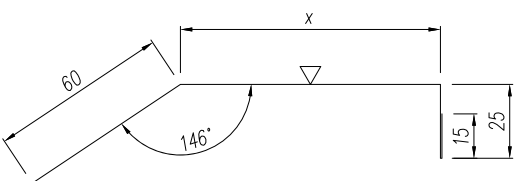
O03

Internal corner flashing



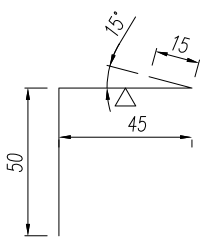
O04

Horizontal top window flashing



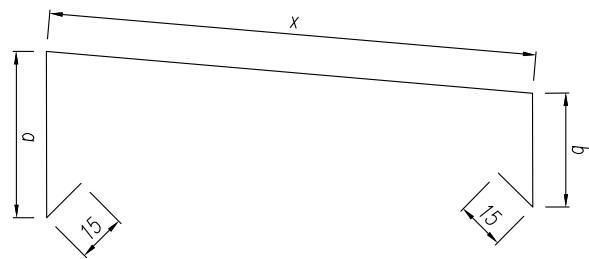
O08

Treatment of the connection to another façade element



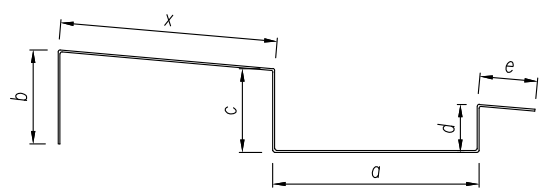
O02

Parapet cap



P07

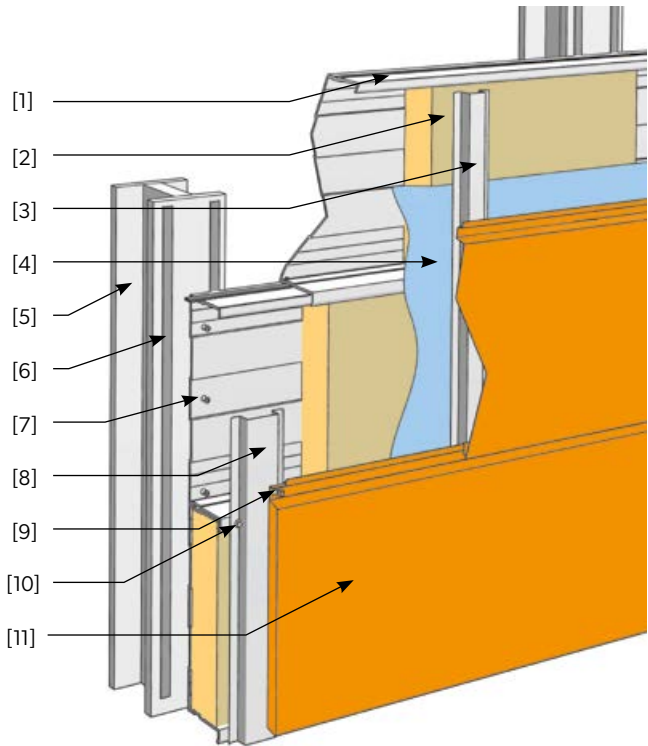
Parapet cap bracket



The use of SKRIN cladding cassettes allows for an aesthetic and durable finish of the façade. They can be used on the whole building or on selected representative parts, such as front elevations or office areas of buildings. Distinguishing the form and finishing materials of individual parts of the building's façade is a common solution in modern construction.

In such projects, cladding cassettes are an ideal choice due to their wide range of colours and flexible dimensions. In order to maintain the high aesthetics and functionality of the façade, we supply system corners and individually manufactured flashings.

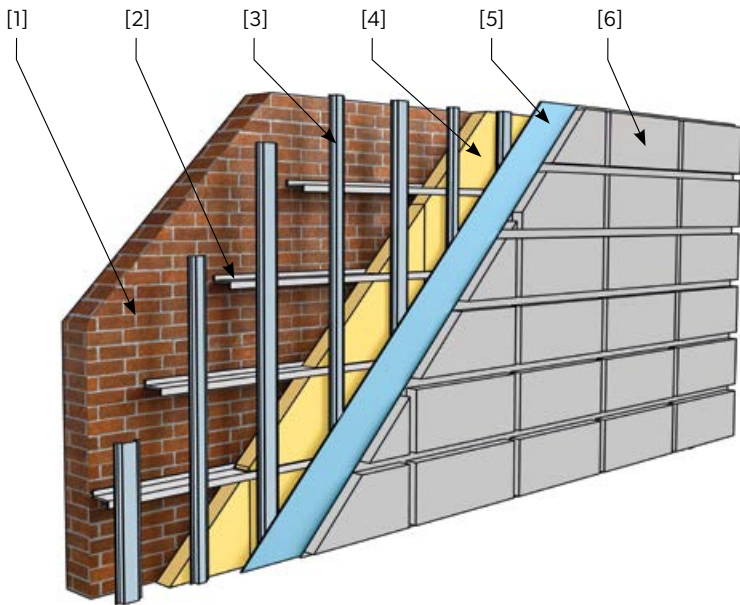
- [1] steel liner tray.
- [2] mineral wool - thermal insulation.
- [3] 20/50 P01 intermediate profile.
- [4] breather membrane.
- [5] support column.
- [6] sealing.
- [7] fastener (dowel or screw).
- [8] 20/90 P03 basic profile.
- [9] self-drilling fastener.
- [10] self-drilling fastener.
- [11] SKRIN cladding cassette.



An advantage of curtain walls built using SKRIN cladding cassettes is the fast and uncomplicated assembly. They can be used on any wall as they are hung on a substructure consisting of a steel grate made of P03 20/90 basic profiles.

SKRIN cassettes are mounted on them through bead holes to enable stress compensation. As the P03 20/90 basic profiles form the basis for joining the cassettes vertically, they are made of the same colour as the cassettes, giving a uniform surface effect. For additional stiffening, intermediate profiles P01 20/50 are used. The cassettes are joined horizontally by means of a locking joint principle with appropriately profiled upper and lower cassette edges.

- [1] masonry wall.
- [2] Z-profile steel girt.
- [3] vertical mounting grid from profiles.
- [4] mineral wool - thermal insulation.
- [5] breather membrane.
- [6] SKRIN cladding cassette.








# LINEA cladding panels


LINEA cladding panels are ideal for combining with other types of cladding within the façade, such as cladding cassettes or LAMBDA 2.0 standing seam panels, which ensures an attractive visual effect.

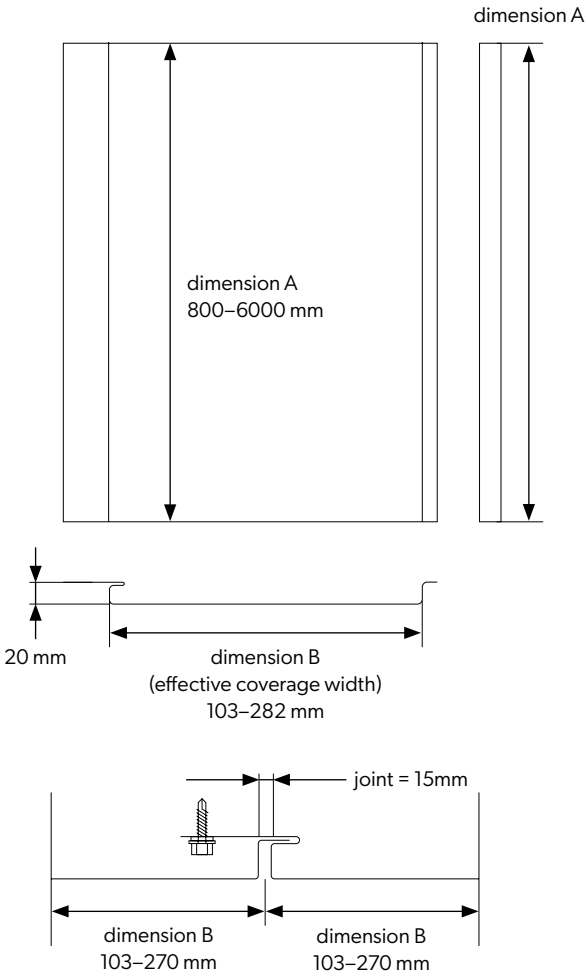
Combined with a wide choice of colours and coating textures, this enables original façade designs to be executed. In order to compensate for stresses arising due to thermal expansion of the material, the deflection of the front surface (convexity) must be taken into account when installing the panels.



The main advantages of LINEA cladding panels are easy and quick installation and flexibility in adjusting the covering to the shape of the façade.

 We offer perforation of LINEA cladding panels. Details (shape, size, hole pattern, etc.) are agreed individually with the sales department.  
**For more information, see page 182.**


 It is possible to manufacture non-standard LINEA panels. Details are agreed individually with the sales department.




Ranges of standard cladding panel dimensions [mm]					Ranges of standard cladding panel dimensions [mm]				
Panels without joint					Panels with joint 15 mm				
Product code	Effective width	Panel face	Range of sheet thickness	Covering length	Product code	Effective width	Panel face	Range of sheet thickness	Covering length
PS 282.417	282	282	0,7–1,0	800–6000	PSF 270.417.15	270	255	0,7–1,0	800–6000
PS 177.312	177	177			PSF 165.312.15	165	150		
PS 115.250	115	115			PSF 103.250.15	103	88		

## Colours



 Printing technology does not allow for faithful colour rendition, so the colours shown are approximate and may differ from actual colours.

 In addition, custom colours and coatings are available upon individual request, outside of the palette shown.



# 13.

## Steel Service Centre

178. Steel service centre

179. Range of offerings

180. Cutting and recoiling services

181. Protection and packaging

182. Perforation of sheets



# Steel Service Centre

The Steel Service Centre (SSC) has been created for customers looking for a material with specific properties and processing levels. We ensure constant availability of a wide range of steel grades and coatings and the possibility of processing individual orders with any parameters. Processing includes recoiling, slitting and cross-cutting, as well as securing with protective film according to individual requirements.


We can also accept orders using material from customers, and the high quality of our production processes allows for its optimal use.



# Range of offerings

## SLITTING - LONGITUDINAL CUTTING

We supply low and highly processed steel material used in the production of a wide range of products. We have cutting and slitting lines for sheets and coils. We provide the possibility of covering the material with anti-condensation coating or protective film with individually determined parameters and properties.



## COILS REWINDING

We provide rewinding services for coils weighing up to 25 t. We provide fast rewinding process and low output weights of coils. We can cover the strips with anti-condensation coating or protective film. The processed material is professionally protected and packaged.


## FORMATS - CROSS-CUTTING

We offer cross-cutting into sheets and formats, as well as oblique cutting into trapezoidal and rhomboid formats. Our offer includes a wide range of sizes and shapes, cutting with increased flatness (according to individually agreed EN standards) as well as protection and packaging of the material. **Slant cutting of formats: up to 35 degrees of inclination.**

# Protection and packaging

The processed material is professionally protected and stored. The lengthwise cut coils are stored vertically on a rack and strapped with steel bands or protected with stretch film.

In the case of formats, sorting and packaging is customised according to the order received.



TYPES OF MATERIAL				
		Coils [mm]	Ribbons [mm]	Formats [mm]
Hot-rolled sheets	Thickness	1,5 - 4	1,5 - 4	1,5 - 4
	Width	400 - 1650	25 - 1650	200 - 1650
	Length	N/A	N/A	220 - 6000
Cold-rolled sheets (coated, uncoated)	Thickness	0,4 - 3	0,4 - 3	0,4 - 3
	Width	400 - 1650	25 - 1650	200 - 1650
	Length	N/A	N/A	220 - 6000
Hot-dip galvanized sheets	Thickness	0,4 - 4	0,4 - 4	0,4 - 4
	Width	400 - 1650	25 - 1650	200 - 1650
	Length	N/A	N/A	220 - 6000
Electrolytically Galvanized Sheets	Thickness	0,4 - 3	0,4 - 3	0,4 - 3
	Width	400 - 1650	25 - 1650	200 - 1650
	Length	N/A	N/A	220 - 6000
AUTOMOTIVE Sheets	Thickness	0,4 - 4	0,4 - 4	0,4 - 4
	Width	400 - 1650	25 - 1650	200 - 1650
	Length	N/A	N/A	220 - 6000



Other sheet and format dimensions and sheet thicknesses are available upon request.




We offer perforation of flat sheets. Details (shape, size, hole pattern, etc.) are agreed individually with the sales department. **For more information, see page 182.**

# Cutting and recoiling services

### Coils rewinding

Before cutting, the sheet can be covered with a protective film or an anti-condensation coating.

Base parameters	
Maximum coil weight	25 t
Maximum strip width	1650 mm
Sheet thickness	0,4–4,0 mm



### Formats - cross-cutting / trapezoid/rhombus

Cross-cutting into sheets and formats according to individual requirements.

Technical specifications*	
Sheet thickness	0,4–4,0 mm
Minimum sheet size	200×220 mm
Maximum sheet size	1650×6000 mm
Shape	Trapezoid/rhombus 35° +/- 1°
Dimensional tolerance	+/- 0,2 mm / 1 mm
Flatness of sheet	According to EN standards or individual arrangements

Examples of format shapes



### Slitting - longitudinal cutting

Slitting to strip according to individual requirements.

Technical specifications*	
Sheet thickness	0,4–4,0 mm
Loading width	400–1650 mm
Maximum coil weight	25 t
Cutting width ranges	25–1650 mm
Width tolerance of cut strip	+/- 0,2 mm
Internal diameter of cut strip	508–610 mm



\* The data shown are for the feedstock offered by BP2. Consultation with the sales department is required to determine the parameters for the material to be supplied. When recoiling and slitting without interfering in the width of the charge, metallurgical tolerances according to standards apply:

- dimensional and shape tolerances: EN 10143,
- metallic coatings and surface quality: EN 10326, EN 10327,
- organic coatings and surface quality: EN 10169.

# Protective films

### Protection - types of film

In order to protect the sheet metal on request, it is coated with a protective film. As a standard, we use a film of an individually selected composition as a result of tests for the respective sheet metal coating: the type and thickness of the adhesive layer and the film were determined in such a way as to ensure adequate adhesion and not to damage the coating during removal. We offer films with various parameters which can be individually selected, taking into account:



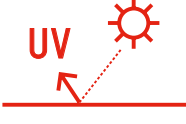
#### Adhesives

- acrylic, water - ecological, water washable,
- acrylic, solvent - not soluble in water, used for matt coatings
- rubber, solvent - not soluble in water, used for polyester coatings.



#### Light transmission

- opaque and transparent films.



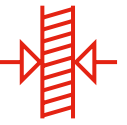
#### UV resistance

- from 1 to 12 months.



#### Condensation of water vapour

- anti-condensation coating.

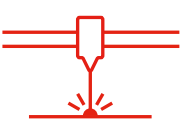


#### Film thickness

- 35–100µm.

#### Foil type

- MAT/GLOSS.



#### Application

- universal films, dedicated to the type of coating and special applications, such as laser cutting (Fiber).

### VCI film with LDPE inhibitor

Flat sheets can be protected with VCI film with LDPE inhibitor. This is an anti-corrosion film dedicated to protecting materials exposed to corrosion or moisture during transport and storage. The film's durability is:

- antistatic properties: 9 months
- VCI inhibitor: 12 months provided that storage conditions are observed.









# Perforation of sheets


Perforated sheets are widely used to achieve the desired stylistic effect in external and internal architecture. Sheet perforation is ideal for ventilated curtain walling systems or used to illuminate the façade from the inside. Perforated sheets are used for furniture elements or household appliances. Perforation also provides soundproofing and sound absorption for production and industrial facilities.


We offer perforation of metal and organic coated sheets from our regular offer\* Perforated sheets can be re-profiled by us to make sheet metal coverings and structural elements, such as trapezoidal and corrugated sheets, wall cassettes, SKRIN cladding cassettes, LINEA cladding panels.

We make perforations in a wide range of sizes and shapes:

-  — round,
-  — oblong (so called beans),
-  — rectangular,
-  — hexagonal,
-  — stars,
-  — irregular.

Technical parameters	
Maximum strip width	1500 mm
Sheet thickness	0,4–2,0 mm

 \*Additionally, we offer perforation of entrusted material. Details are agreed individually with the sales department.







# 15.

## Technical information

186. ALUZINC and ZINC coatings

187. Coated sheets

188. Coating descriptions

190. Coating properties

191. Coating availability

192. Anti-condensation coating

194. Colours



# ALUZINC and ZINC coatings


## ZINC [ZN]

The sheets are hot dip galvanised on both sides in a continuous process which protects the steel core against corrosion. They feature a smooth and uniform surface that meets the highest aesthetic requirements.

## ALUZINC [AZ]

It is a steel sheet coated on both sides with an aluminium-zinc alloy in a process similar to hot-dip galvanising. It thus meets the most stringent requirements for sheet metal resistance to atmospheric corrosion and corrosion in humid environments. It additionally has a protective Easyfilm polymer coating which also protects the edges of the steel coils and enhances the aesthetics of the surface. The warranty period for this type of sheet metal is 25 years.

Sheet section



\* Aluzinc only.

# Coated sheets

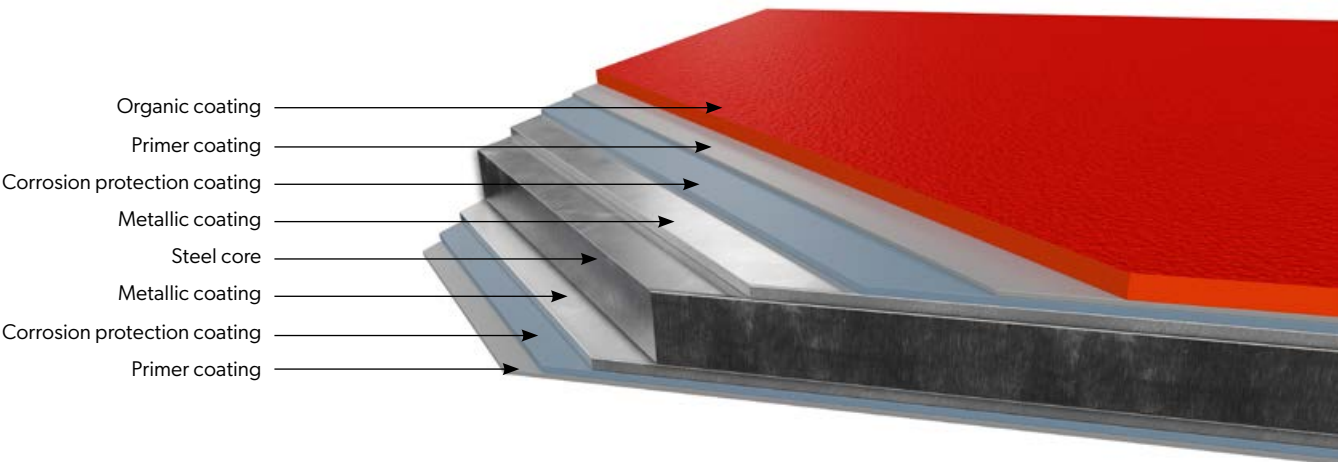
## COATED SHEETS [HC, UTK, TK, RAL]

Coated sheets are manufactured from hot-dip galvanised charge or coated with a dedicated alloy. This material, cleaned during pretreatment, undergoes passivation processes and is then multi-coated with one of the many available coatings. This provides excellent protection of the metallic layers and the steel core against atmospheric agents. Coatings can vary in thickness, colour, and surface texture. Their warranty period is 55 years.




Detailed warranty conditions are specified in the warranty card. For MODULAR SERIES modular roof tiles and COMPACT SERIES compact roof tiles the warranty becomes valid after registration on the website **www.vss.sk**

Coated sheet cross-section



# Coating descriptions


HERCULIT [HC]



It is a coating developed in close cooperation with a leading manufacturer of varnishes for the best steel mills in Europe. Many years of studying existing coatings and monitoring customer needs, with particular emphasis on the needs of roofers, have allowed us to condense so many different advantages into one product. HERCULIT is a polyurethane-cured polyester with a high resistance to mechanical damage and a thickness of 35 µm.

HERCULIT offers a 40-year warranty and reproducibility of colours and coating structures. Warranty period for FIT, IZI and ZET - 55 years.

MAT 35 Standard [TK]



Steel sheets with metallic zinc coating on both sides, anti-corrosion coating and decorative organic coating on one side. Their advantages include high resistance to mechanical damage and corrosion, excellent formability and high aesthetic qualities. The sheet is coated with a 35 µm matt organic coating with a granular texture.

Warranty period: 15 years.

ULTIMAT [UTK]



A 35 µm thick coating with very high corrosion and UV resistance (RC4/RUV4). The ULTIMAT coating with its grained structure, inspired by nature, is free of chromium and heavy metals and is a green, recyclable product. Sheet metal coated with the ULTIMAT elastic coating can be profiled at extremely low temperatures.

Warranty period: 20 years.  
Warranty period MODULAR SERIES: 30 years.

POLIELSTER Standard [RAL]




Basic organic coating with a thickness of 25 µm. The surface is uniform, smooth - shiny or metallic. A material with a very wide range of applications. It is available in a wide range of colours described by means of a universal RAL chart.

Warranty period: 10 years.



Detailed warranty conditions are specified in the warranty card. For MODULAR SERIES modular roof tiles and COMPACT SERIES compact roof tiles the warranty becomes valid after registration on the website **www.vss.sk**

POLIELSTER Interior [INT]



Sheet metal coated with a 15 µm polyester layer with a smooth and glossy surface. Due to the low thickness of the organic coating, it is mainly intended for interior applications and building elements not directly exposed to weathering.

CHALKBOARD [C]



The coating for all types of wet-erase boards is manufactured on the basis of a galvanised charge and coated with a Chalkboard paint, making it possible to write on it with chalk. It has additional foil protection.

MULTILAYER 40 [MLT]



40 µm thick polyester paint with Z275 zinc layer or ZM120 zinc-magnesium layer. It is characterised by its wood structure and adequate protection against corrosion and UV radiation. This combination allows outdoor use, especially where high weather resistance and high aesthetics are required.

MARKERBOARD [M]



The coating for all types of dry erase boards is manufactured on the basis of a galvanised charge and coated with a special Markerboard paint. Surface with gloss of 80-90 GU and hardness of 2H. It is protected by a protective film.



Coating properties

The following overview is indicative.

Code	Coatings thickness	Corrosion resistance	UV resistance	Warranty period (years)
Zinc [ZN]	200 g/m <sup>2</sup> 275 g/m <sup>2</sup>	RC2	n/a	n/a
Aluzinc [AZ 150]	150 g/m <sup>2</sup>	RC2	n/a	n/a
POLIESTER Interior [INT]	15 µm	RA2	n/a	n/a
POLIESTER Standard [RAL]	25 µm	RC3	RUV2	10
MAT 35 Standard [TK]	35 µm	RC3	RUV3	15
MULTILAYER 40 [MLT]	40 µm	RC3	RUV3	10
ULTIMAT [UTK]	35 µm	RC4	RUV4	20, 30*
Aluzinc [AZ 185]	185 g/m <sup>2</sup>	RC3	n/a	25
HERCULIT [HC]	35 µm	RC4	RUV4	40 [IZI, ZET, FIT - 55*]

\*Applies to IZI and ZET modular tiles, and FIT roof panel.



Detailed warranty conditions are specified in the warranty card. For MODULAR SERIES modular roof tiles and COMPACT SERIES compact roof tiles, the warranty becomes valid after registration on the website **www.vss.sk**

Coating availability

The following overview is indicative.

Code	ZN	AZ 150	INT	RAL	AZ 185	TK	UTK	HC
Coatings thickness	200/275 g/m <sup>2</sup>	150 g/m <sup>2</sup>	15 µm	25 µm	185g/m <sup>2</sup>	35 µm	35 µm	35 µm
MODULAR SERIES	□	□	□	□	□	□	■	■
COMPACT SERIES	□	□	□	■	□	■ *	■	■
CLASSIC SERIES	□	□	□	■	□	■	■	■
PANEL SERIES	□	■	□	■	■	□	■	■
Trapezoidal sheets T7 to T18 / T18 ECO	■	■	■	■	■	■	■	■
Trapezoidal sheets T35 to T55	■	■	■	■	■	■	■	■
Trapezoidal sheets T60	■	■	■	■	■	□	□	□
Trapezoidal sheets T80 to T160	□	□	■	□	□	□	□	□

\* Excluding the IZI 2.0 compact metal roofing tile.



The possibility of manufacturing profiles with other coatings is discussed individually with the sales department.

# Anti-condensation coating

## DRIPSTOP anti-condensation coating

Condensation is a phenomenon that occurs on uninsulated steel roofing materials. This phenomenon can lead to certain problems, e.g. corrosion, dampness in the attic, and damage to the materials below. VSS offers a simple and economical, yet effective solution to the problem of condensate, which is the application of DRIPSTOP anti-condensation coating.

DRIPSTOP is a self-adhesive membrane bonded to the underside of the sheet. The main advantages of using this technology are:

- absorption of moisture appearing on the inside of the roof as a result of condensation,
- additional protection against corrosive processes (especially in buildings with an active chemical environment, such as stables),
- strength higher than standard insulation and vapour barriers, does not degrade, resistance to tearing,
- easy to clean with standard equipment (hose or pressure washer),
- increase in the degree of acoustic insulation of the covering,
- non-flammability, resistance to bacteria. An anti-condensation coating is applied to the flat metal strip before corrugation. This ensures perfect adhesion over the entire roofing surface.

## Application

The DRIPSTOP anti-condensation coating is used in all types of uninsulated buildings with metal roofing. These include industrial buildings, sports facilities, outbuildings, and all kinds of sheds and shelters.

DRIPSTOP coated sheets can be used to make any profile of tile or trapezoidal sheet from our range. For roof panels mounted on battens, we recommend using a SOUNDCONTROL coating.




## SOUNDCONTROL sound-absorbing coating

The use of SOUNDCONTROL sound-absorbing coating on steel roofing and façade coverings effectively increases their sound insulation level. As a result, both precipitation noise and internal sound propagation are reduced. Coverings with SOUNDCONTROL coating can be used in all types of buildings that require high acoustic standards due to their size or purpose, such as production halls, sports facilities, commercial and residential buildings. Due to the very high moisture absorption capacity of the SOUNDCONTROL coating, it also functions as an anti-condensation membrane. The installation instructions and requirements for ventilation of the building are identical to those for the DRIPSTOP anti-condensation coating described below.



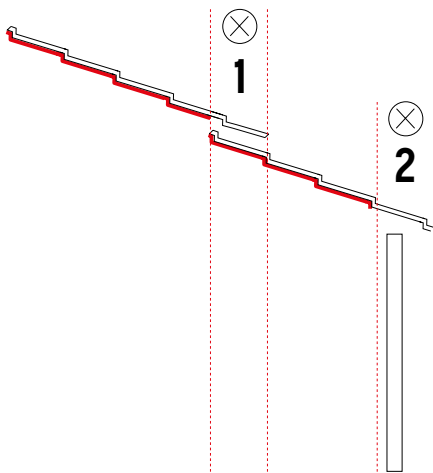
Now the SOUNDCONTROL coating sectional application is also available for the LAMBDA 2.0 product



## Installation guidance

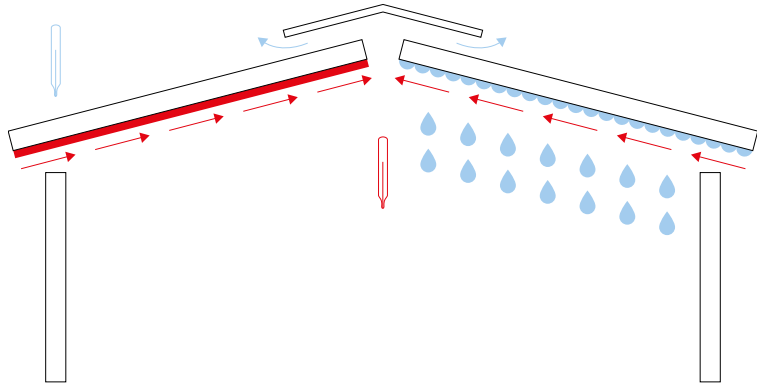
When installing the DRIPSTOP anti-condensation coating, it is essential to remove any areas that do not provide an outlet for moist air. This applies in particular to:

1. the parts of the covering directly above the wall and outside the building,
2. the place of overlap of the sheets - if the covering consists of several sheets joined from lengths.



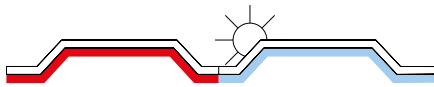
## Properties

The process of condensation begins when atmospheric conditions reach the dew point - a state of temperature and humidity at which water vapour in the atmosphere begins to condense. This usually takes place at sunset. At night, condensation drips off the uninsulated covering. An anti-condensation coating is a membrane with specially designed pockets which, by trapping moisture on one side, prevent it from falling off and insulate the roof covering from direct contact with water on the other. During the day, moisture evaporates from the coating back into the atmosphere.

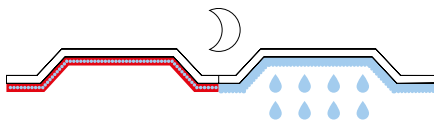


„In the case of buildings, condensation can be enhanced by temperature differences - the inside of the building stays warm while the outside temperature drops quickly. The thermally conductive properties of steel roofing cause strong condensation from the warm room on the inside of the roof. DRIPSTOP guarantees effective protection of the roofing and underlying materials by stopping the condensation process. Proper ventilation of the building is a prerequisite for the proper functioning of the DRIPSTOP membrane. Because moist air is lighter than dry air, it collects under the roof. In order for the anti-condensation coating to release moisture during the day, an outlet for the moist air is required. This factor should be taken into account when designing the roof. As one of the solutions for ventilating the roof of a building are the indications of DIN 4108-3.“

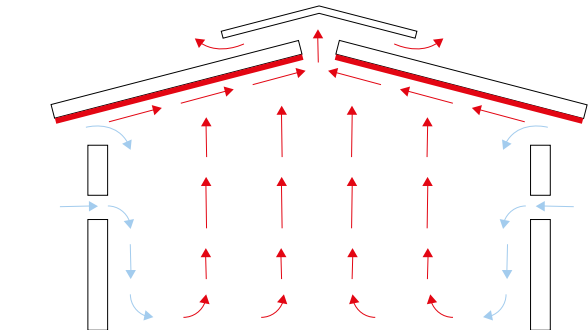
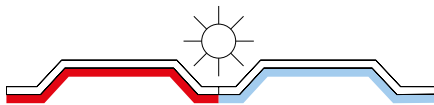
Evening Passing the dew point causes condensation on the inside of the roofing material.



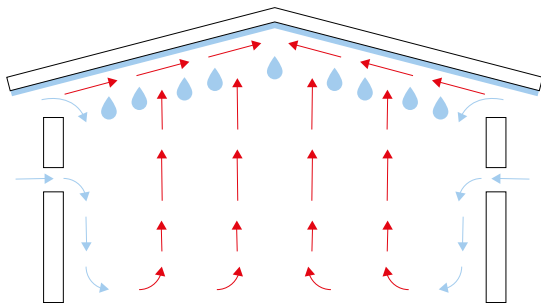
The DRIPSTOP coating absorbs and retains condensation. This prevents water dripping off as in the case of an unprotected covering.



During the day, the anti-condensation coating evaporates moisture.



**Proper ventilation**  
The vent provides an outlet for moist air.



**Incorrect ventilation**  
Moist air is not evacuated.




ATTENTION! The bonding is permanent. DRIPSTOP cannot be removed and re-applied. When using DRIPSTOP on the roofing of farm buildings, it is recommended to wash it with a fungicide at least once a year. When installing the covering, the phenomenon of capillary rise should be eliminated. The DRIPSTOP coating must therefore be removed manually in the eaves and ridge area (at least 10 cm spacing). Anti-condensation coated sheets should adhere tightly to the supports and frames of the structure. Therefore, regardless of the profile, they should be fixed to the supports in each lower wave.



Colours

HERCULIT [HC]

  
HC 3009


  
HC 7016

  
HC 8004


  
HC 8017


  
HC 9005





 The MODULAR SERIES AND COMPACT SERIES roof tiles made of HERCULIT-coated sheets are guaranteed to have a repeatable colour.


ULTIMAT [UTK]


  
UTK 11


  
UTK 23


  
UTK 24


  
UTK 27

  
UTK 28


  
UTK 31

  
UTK 32


  
UTK 33


  
UTK 750




 Sheet colours with the ULTIMAT coating with warranty of repeatability for the MODULAR SERIES roof tiles.


MAT 35 Standard [TK]


  
TK 24

  
TK 31

  
TK 33




 In addition, custom colours and coatings are available upon individual request, outside of the palette shown.

 Printing technology does not allow for faithful colour rendition, so the colours shown are approximate and may differ from actual colours.

POLIESTER Standard [RAL]

  
RAL 1002

  
RAL 1015


  
[0.7]  
RAL 3000

  
RAL 3005

  
RAL 3009

  
[0.7]  
RAL 3011

  
[0.7]  
RAL 5010

  
WARRANTY 10 years

  
RAL 6005

  
RAL 6011

  
RAL 6020

  
RAL 6029

  
[0.7]  
RAL 7016

  
[0.7]  
RAL 7024

  
[0.7]  
RAL 7035

  
RAL 8004

  
[0.7]  
RAL 8017

  
RAL 8019

  
[0.6]  
[0.7]  
RAL 9002

  
RAL 9005

  
[0.6]  
[0.7]  
[1.0]  
RAL 9006

  
[0.7]  
RAL 9007

  
[0.7]  
[1.0]  
RAL 9010

MULTILAYER 40 [MLT]

  
[0.5]\*  
[0.6]  
252  
Winchester

  
[0.5]\*  
[0.6]  
59  
Dark Oak

  
[0.5]\*  
[0.6]  
65  
Golden Oak


  
WARRANTY 10 years


Metallic coating

  
[0.6-1.0]  
GALVANISED  
[ZN]

  
[0.7]  
[1.0]  
ALUZINC  
[AZ]

Board sheets

  
MARKER  
BOARD  
[M]

  
CHALK  
BOARD  
[C]

	Standard sheet thickness is 0.5 mm
[0.6]	Material also available in 0.6 mm thickness
[0.7]	Material also available in thickness of 0.7 mm
[0.8]	Material also available in 0.8 mm thickness
[1.0]	Material also available in 1.0 mm thickness





# 16.

**Contact us**

198. Helpful links

200. Contact us



# VSS - Helpful links



VSS website





BP2 Academy of Masters





Login to Eprofil system





Documents - installation manuals





Warranty registration





SOLROOF website







Videos - installation manuals






Videos - roof realizations





facebook.com/bp2eu





instagram.com/bp2\_eu





linkedin.com/company/bp2eu





youtube.com/@BP2eu



# Contact us




**VSS s.r.o.**  
Južná Trieda 1598/82  
040 17 Košice, Slovakia

**www.vss.sk**



- Sales representatives
- Technical consultancy



All numerical values and physicochemical characteristics of the products given in the catalogue are indicative and illustrative. The company does not assume any responsibility for any errors or mistakes in editing and printing as well as reserves the right to make changes to product specifications.



This catalogue is an invitation to make an offer as understood by article 14 point 2 of the United Nations Convention on Contracts for the International Sale of Goods.  
Copyright © 2025 VSS. All rights reserved.







Modular roofing tiles  
**MODULAR SERIES**



Compact roofing tiles  
**COMPACT SERIES**



Steel roofing tiles  
**CLASSIC SERIES**



Retro roof tiles  
**RETRO SERIES**



Roof panels  
**PANEL SERIES**



INTEGRATED  
**PV PANELS**



Steel roof gutter system  
**INGURI**



**TRAPEZOIDAL**  
SHEETS



**STRUCTURAL**  
PROFILES



**FLAT METAL**  
SHEETS



**FLASHINGS**



**ACCESORIES**



**Roof Sandwich**  
PANELS



**Wall Sandwich**  
PANELS



Facade cladding  
**SKRIN, LINEA**



Uncoiling and slitting  
**SERVICES**



Flat sheets and cutting  
**SERVICES**



**PERFORATION**  
of sheets